

No. 17(1)/2017 (02)/D(Pension/Policy)  
Government of India  
Ministry of Defence  
Department of Ex-Servicemen Welfare,

New Delhi, dated: 17<sup>th</sup> October, 2018

To

The Chief of the Army Staff  
The Chief of the Naval Staff  
The Chief of the Air Staff

**Sub: Revision of pension of pre-2016 pensioners/ family pensioners in implementation of Government's decision on the recommendations of the 7<sup>th</sup> Central Pay Commission Concordance tables- regarding.**

Sir,

The undersigned is directed to convey that instructions were issued for revision of pension/family pension with effect from 1.1.2016 in respect of Armed Force pensioners/ family pensioners who retired/ died prior to 1.1.2016 vide this Ministry's letter No. 17(01)/2017(02)/D(Pension/Policy) dated 5.9.2017. As per the same, revision of pension for pre-2016 Armed Force pensioners/ family pensioners under first formulation, was to be done by notionally fixing their pay in the pay matrix recommended by the 7<sup>th</sup> Central Pay Commission in the level corresponding to the pay in the pay scale/ pay band and grade pay at which they retired/died. The notional pay fixation in 7<sup>th</sup> CPC pay matrix has to be arrived by fixing pay under each intervening Pay Commission based on the formula for revision of pay. The revised rates of Military Service Pay, Non Practicing Allowance, where applicable, and 'X' Group pay & Classification Allowance for JCO/ORs, if applicable, notified in terms of 7th CPC orders, shall also be added to the amount of pay notionally arrived at under the 7th CPC pay matrix and shall be termed as notional reckonable emolument as on 1.1.2016 for determining the revised pension/family pension in terms of para 5 of this Ministry's letter dated 5.9.2017.

2. Based on past instructions on fixation of pay in various pay commissions, concordance tables for fixation of notional pay for Armed Force personnel who retired/died in various ranks during the 4<sup>th</sup>, 5<sup>th</sup> and 6<sup>th</sup> Pay Commission periods (including 3<sup>rd</sup> Pay Commission for Sailors only) have been prepared and the same are enclosed herewith. In the case of commissioned officers who retired/died in harness before 1.1.1986, these concordance tables may be used based on their notional pay as on 1.1.1986, which was fixed in accordance with this Ministry's letter No 1(3)/98/D(Pen/Policy) dated 27.5.1998. Concordance tables for JCO/ORs who discharged/died in service prior to 1.1.1986 (prior to 1.1.1973 for Sailors), are under preparation and shall be issued separately.




3. These concordance tables have been prepared to facilitate fixation of notional pay of pre-2016 pensioners/ family pensioners by the concerned Record Offices and attached Pay Account Offices in case of JCO/ORs of the three Services and PCDA(O) Pune/ Naval Pay Office, Mumbai / AFCAO New Delhi in case of commissioned officers of Army / Navy / Air Force respectively. Due care has been taken to prepare these concordance tables based on the fitment tables for fixation of pay from 3<sup>rd</sup> to 4<sup>th</sup> (only for Sailors), 4<sup>th</sup> to 5<sup>th</sup>, 5<sup>th</sup> to 6<sup>th</sup> and 6<sup>th</sup> to 7<sup>th</sup> Pay Commission. In case of any inconsistency in the concordance tables vis-a-vis the relevant rules / instructions, the notional pay and pension / family pension of pre-2016 pensioners / family pensioners may be fixed in accordance with the rules / instructions applicable for fixation of pay in the intervening Pay Commission periods.

4. The pension / family pension of pre-2016 Armed Forces pensioners / family pensioners may be revised using the appropriate concordance table in accordance with the instructions contained in this Ministry's above quoted letter dated 5.9.2017.

5. This issues with concurrence of Ministry of Defence (Finance/Pension) vide their UO No. Part.file 1 to 30(01)/2016/Fin/Pen dated 27.09.2018.

6. Hindi version will follow.

Yours faithfully,



(Manoj Sinha)

Under Secretary to the Govt. of India

Copy to:-

As per standard distribution list




Table-1A

Concordance Table for Pensioner who retired in AC I/X Pay Scales						
From 01.01.1986 to 31.12.1995		1150				
From 01.01.1996 to 9.10.1997		3675				
From 10.10.1997 to 31.12.2005		3675				
From 01.01.2006 to 31.12.2015		5200-20200				
Corresponding level w.e.f. 01.01.2016 Level-3						
Basic Pay From 01.01.1986 to 31.12.95	Basic Pay From 01.01.1996 to 09.10.97	Basic Pay From 10.10.1997 to 31.12.2005	Basic Pay From 01.01.2006 to 31.12.2015	Pay range during 01.01.2006 to 31.12.2015		Notional Pay as on 01.01.2016
				Minimum	Maximum	
					8440	21700
				8450	8710	22400
				8720	8980	23100
1150	3675	3675	9050	8990	9260	23800
				9270	9530	24500
				9540	9800	25200
				9810	10110	26000
				10120	10420	26800
				10430	10730	27600
				10740	11050	28400
				11060	11400	29300
				11410	11750	30200
				11760	12100	31100
				12110	12450	32000
				12460	12840	33000
				12850	13220	34000
				13230	13610	35000
				13620	14040	36100
				14050	14470	37200
				14480	14900	38300
				14910	15330	39400
				15340	15790	40600
				15800	16260	41800
				16270	16770	43100

*Smgl*

Sr.Accounts Officer



Table-1B

Concordance Table for Pensioner who retired in AC II/Y Pay Scales						
From 01.01.1986 to 31.12.1995		1000				
From 01.01.1996 to 9.10.1997		3200				
From 10.10.1997 to 31.12.2005		3250				
From 01.01.2006 to 31.12.2015		5200-20200				
Corresponding level w.e.f. 01.01.2016 <b>Level-3</b>						
Basic Pay From 01.01.1986 to 31.12.95	Basic Pay From 01.01.1996 to 09.10.97	Basic Pay From 10.10.1997 to 31.12.2005	Basic Pay From 01.01.2006 to 31.12.2015	Pay range during 01.01.2006 to 31.12.2015		Notional Pay as on 01.01.2016
				Minimum	Maximum	
1000	3200	3250	8250	8440	8440	21700
				8450	8710	22400
				8720	8980	23100
				8990	9260	23800
				9270	9530	24500
				9540	9800	25200
				9810	10110	26000
				10120	10420	26800
				10430	10730	27600
				10740	11050	28400
				11060	11400	29300
				11410	11750	30200
				11760	12100	31100
				12110	12450	32000
				12460	12840	33000
				12850	13220	34000
				13230	13610	35000
				13620	14040	36100
				14050	14470	37200
				14480	14900	38300
				14910	15330	39400
				15340	15790	40600
				15800	16260	41800
				16270	16770	43100

*Singh*  
 Sr.Accounts Officer



Table-1C

Concordance Table for Pensioner who retired in AC III/Y Pay Scales						
From 01.01.1986 to 31.12.1995		950				
From 01.01.1996 to 9.10.1997		3050				
From 10.10.1997 to 31.12.2005		3250				
From 01.01.2006 to 31.12.2015		5200-20200				
Corresponding level w.e.f. 01.01.2016 Level-3						
Basic Pay From 01.01.1986 to 31.12.95	Basic Pay From 01.01.1996 to 09.10.97	Basic Pay From 10.10.1997 to 31.12.2005	Basic Pay From 01.01.2006 to 31.12.2015	Pay range during 01.01.2006 to 31.12.2015		Notional Pay as on 01.01.2016
				Minimum	Maximum	
950	3050	3250	8250	8440	8440	21700
				8450	8710	22400
				8720	8980	23100
				8990	9260	23800
				9270	9530	24500
				9540	9800	25200
				9810	10110	26000
				10120	10420	26800
				10430	10730	27600
				10740	11050	28400
				11060	11400	29300
				11410	11750	30200
				11760	12100	31100
				12110	12450	32000
				12460	12840	33000
				12850	13220	34000
				13230	13610	35000
				13620	14040	36100
				14050	14470	37200
				14480	14900	38300
				14910	15330	39400
				15340	15790	40600
				15800	16260	41800
				16270	16770	43100

*Singh*  
Sr.Accounts Officer



Table-1D

Concordance Table for Pensioner who retired in AC IV/Y Pay Scales						
From 01.01.1986 to 31.12.1995		930				
From 01.01.1996 to 9.10.1997		2975				
From 10.10.1997 to 31.12.2005		3250				
From 01.01.2006 to 31.12.2015		5200-20200				
Corresponding level w.e.f. 01.01.2016		Level-3				
Basic Pay From 01.01.1986 to 31.12.95	Basic Pay From 01.01.1996 to 09.10.97	Basic Pay From 10.10.1997 to 31.12.2005	Basic Pay From 01.01.2006 to 31.12.2015	Pay range during 01.01.2006 to 31.12.2015		Notional Pay as on 01.01.2016
				Minimum	Maximum	
930	2975	3250	8250	8440	8440	21700
				8450	8710	22400
				8720	8980	23100
				8990	9260	23800
				9270	9530	24500
				9540	9800	25200
				9810	10110	26000
				10120	10420	26800
				10430	10730	27600
				10740	11050	28400
				11060	11400	29300
				11410	11750	30200
				11760	12100	31100
				12110	12450	32000
				12460	12840	33000
				12850	13220	34000
				13230	13610	35000
				13620	14040	36100
				14050	14470	37200
				14480	14900	38300
				14910	15330	39400
				15340	15790	40600
				15800	16260	41800
				16270	16770	43100

*Singh*

Sr.Accounts Officer




Table-1E

Concordance Table for Pensioner who retired in AC IV (Mus)/Z Pay Scales						
From 01.01.1986 to 31.12.1995		930				
From 01.01.1996 to 9.10.1997		2975				
From 10.10.1997 to 31.12.2005		3050				
From 01.01.2006 to 31.12.2015		5200-20200				
Corresponding level w.e.f. 01.01.2016		Level-3				
Basic Pay From 01.01.1986 to 31.12.95	Basic Pay From 01.01.1996 to 09.10.97	Basic Pay From 10.10.1997 to 31.12.2005	Basic Pay From 01.01.2006 to 31.12.2015	Pay range during 01.01.2006 to 31.12.2015		Notional Pay as on 01.01.2016
				Minimum	Maximum	
930	2975	3050	7880		8440	21700
				8450	8710	22400
				8720	8980	23100
				8990	9260	23800
				9270	9530	24500
				9540	9800	25200
				9810	10110	26000
				10120	10420	26800
				10430	10730	27600
				10740	11050	28400
				11060	11400	29300
				11410	11750	30200
				11760	12100	31100
				12110	12450	32000
				12460	12840	33000
				12850	13220	34000
				13230	13610	35000
				13620	14040	36100
				14050	14470	37200
				14480	14900	38300
				14910	15330	39400
				15340	15790	40600
				15800	16260	41800
				16270	16770	43100

*Singh*  
Sr.Accounts Officer




Table-2

Concordance Table for Pensioner who retired in LAC-I/X Pay Scales

From 01.01.1986 to 31.12.1995				1260-20-1500			
From 01.01.1996 to 9.10.1997				4025-60-4925			
From 10.10.1997 to 31.12.2005				4025-60-4925			
From 01.01.2006 to 31.12.2015				5200-20200			
Corresponding level w.e.f. 01.01.2016				Level-3			
Basic Pay From 01.01.1986 to 31.12.95	Basic Pay From 01.01.1996 to 09.10.97	Basic Pay From 10.10.1997 to 31.12.2005	Basic Pay From 01.01.2006 to 31.12.2015	Pay range during 01.01.2006 to 31.12.2015		Notional Pay as on 01.01.2016	
				Minimum	Maximum		
					8440	21700	
				8450	8710	22400	
				8720	8980	23100	
				8990	9260	23800	
1260	4025	4025	9490	9270	9530	24500	
1280	4025	4025	9490	9270	9530	24500	
1300	4025	4025	9490	9270	9530	24500	
1320	4085	4085	9600	9540	9800	25200	
1340	4145	4145	9710	9540	9800	25200	
1360	4205	4205	9830	9810	10110	26000	
1380	4265	4265	9940	9810	10110	26000	
1400	4325	4325	10050	9810	10110	26000	
1420	4385	4385	10160	10120	10420	26800	
1440	4445	4445	10270	10120	10420	26800	
1460	4505	4505	10380	10120	10420	26800	
1480	4565	4565	10500	10430	10730	27600	
1500	4625	4625	10610	10430	10730	27600	
		4685	10720	10430	10730	27600	
		4745	10830	10740	11050	28400	
		4805	10940	10740	11050	28400	
		4865	11050	10740	11050	28400	
		4925	11170	11060	11400	29300	
				11410	11750	30200	
				11760	12100	31100	
				12110	12450	32000	
				12460	12840	33000	
				12850	13220	34000	
				13230	13610	35000	
				13620	14040	36100	
				14050	14470	37200	
				14480	14900	38300	
				14910	15330	39400	
				15340	15790	40600	
				15800	16260	41800	
				16270	16770	43100	



*[Signature]*  
Sr.Accounts Officer



Table-3						
Concordance Table for Pensioner who retired in LAC-II/Y Pay Scales						
From 01.01.1986 to 31.12.1995		1140-20-1380				
From 01.01.1996 to 9.10.1997		3650-60-4550				
From 10.10.1997 to 31.12.2005		3650-60-4550				
From 01.01.2006 to 31.12.2015		5200-20200				
Corresponding level w.e.f. 01.01.2016		Level-3				
Basic Pay From 01.01.1986 to 31.12.95	Basic Pay From 01.01.1996 to 09.10.97	Basic Pay From 10.10.1997 to 31.12.2005	Basic Pay From 01.01.2006 to 31.12.2015	Pay range during 01.01.2006 to 31.12.2015		Notional Pay as on 01.01.2016
				Minimum	Maximum	
					8440	21700
				8450	8710	22400
				8720	8980	23100
1140	3650	3650	9050	8990	9260	23800
1160	3650	3650	9050	8990	9260	23800
1180	3650	3650	9050	8990	9260	23800
1200	3710	3710	9050	8990	9260	23800
1220	3770	3770	9270	9270	9530	24500
1240	3830	3830	9270	9270	9530	24500
1260	3890	3890	9490	9270	9530	24500
1280	3950	3950	9490	9270	9530	24500
1300	4010	4010	9500	9270	9530	24500
1320	4070	4070	9500	9270	9530	24500
1340	4130	4130	9690	9540	9800	25200
1360	4190	4190	9800	9540	9800	25200
1380	4250	4250	9910	9810	10110	26000
		4310	10020	9810	10110	26000
		4370	10130	10120	10420	26800
		4430	10240	10120	10420	26800
		4490	10360	10120	10420	26800
		4550	10470	10430	10730	27600
				10740	11050	28400
				11060	11400	29300
				11410	11750	30200
				11760	12100	31100
				12110	12450	32000
				12460	12840	33000
				12850	13220	34000
				13230	13610	35000
				13620	14040	36100
				14050	14470	37200
				14480	14900	38300
				14910	15330	39400
				15340	15790	40600
				15800	16260	41800
				16270	16770	43100

*Singh*  
Sr.Accounts Officer



Table-4					
Table for Pensioner who retired in LAC-III/Y Pay Scales					
386 to 31.12.1995		1000-20-1240			
396 to 9.10.1997		3200-60-4100			
397 to 31.12.2005		3650-60-4550			
306 to 31.12.2015		5200-20200			
g level w.e.f. 01.01.2016		Level-3			
Basic Pay From 01.01.1996 to 09.10.97	Basic Pay From 10.10.1997 to 31.12.2005	Basic Pay From 01.01.2006 to 31.12.2015	Pay range during 01.01.2006 to 31.12.2015		Notional Pay as on 01.01.2016
			Minimum	Maximum	
				8440	21700
			8450	8710	22400
			8720	8980	23100
3200	3650	9050	8990	9260	23800
3200	3650	9050	8990	9260	23800
3200	3650	9050	8990	9260	23800
3260	3650	9050	8990	9260	23800
3320	3650	9050	8990	9260	23800
3380	3650	9050	8990	9260	23800
3440	3650	9050	8990	9260	23800
3500	3650	9050	8990	9260	23800
3560	3650	9050	8990	9260	23800
3620	3650	9050	8990	9260	23800
3680	3710	9050	8990	9260	23800
3740	3770	9270	9270	9530	24500
3800	3830	9270	9270	9530	24500
	3890	9490	9270	9530	24500
	3950	9490	9270	9530	24500
	4010	9500	9270	9530	24500
	4070	9500	9270	9530	24500
	4130	9690	9540	9800	25200
	4190	9800	9540	9800	25200
	4250	9910	9810	10110	26000
	4310	10020	9810	10110	26000
	4370	10130	10120	10420	26800
	4430	10240	10120	10420	26800
	4490	10360	10120	10420	26800
	4550	10470	10430	10730	27600
			10740	11050	28400
			11060	11400	29300
			11410	11750	30200
			11760	12100	31100
			12110	12450	32000
			12460	12840	33000
			12850	13220	34000
			13230	13610	35000
			13620	14040	36100
			14050	14470	37200
			14480	14900	38300
			14910	15330	39400
			15340	15790	40600
			15800	16260	41800
			16270	16770	43100

*[Signature]*  
Sr.Accounts Officer



Concordance Table for Pensioner who retired in LAC-IV/Y Pay Scales				Table-5		
From 01.01.1986 to 31.12.1995		960-20-1200				
From 01.01.1996 to 9.10.1997		3080-60-3980				
From 10.10.1997 to 31.12.2005		3650-60-4550				
From 01.01.2006 to 31.12.2015		5200-20200				
Corresponding level w.e.f. 01.01.2016			Level-3			
Basic Pay From 01.01.1986 to 31.12.95	Basic Pay From 01.01.1996 to 09.10.97	Basic Pay From 10.10.1997 to 31.12.2005	Basic Pay From 01.01.2006 to 31.12.2015	Pay range during 01.01.2006 to 31.12.2015		Notional Pay as on 01.01.2016
				Minimum	Maximum	
				-	8440	21700
				8450	8710	22400
				8720	8980	23100
960	3080	3650	9050	8990	9260	23800
980	3080	3650	9050	8990	9260	23800
1000	3140	3650	9050	8990	9260	23800
1020	3200	3650	9050	8990	9260	23800
1040	3200	3650	9050	8990	9260	23800
1060	3260	3650	9050	8990	9260	23800
1080	3320	3650	9050	8990	9260	23800
1100	3380	3650	9050	8990	9260	23800
1120	3440	3650	9050	8990	9260	23800
1140	3500	3650	9050	8990	9260	23800
1160	3560	3650	9050	8990	9260	23800
1180	3620	3650	9050	8990	9260	23800
1200	3680	3710	9050	8990	9260	23800
		3770	9270	9270	9530	24500
		3830	9270	9270	9530	24500
		3890	9490	9270	9530	24500
		3950	9490	9270	9530	24500
		4010	9500	9270	9530	24500
		4070	9500	9270	9530	24500
		4130	9690	9540	9800	25200
		4190	9800	9540	9800	25200
		4250	9910	9810	10110	26000
		4310	10020	9810	10110	26000
		4370	10130	10120	10420	26800
		4430	10240	10120	10420	26800
		4480	10360	10120	10420	26800
		4550	10470	10430	10730	27600
				10740	11050	28400
				11060	11400	29300
				11410	11750	30200
				11760	12100	31100
				12110	12450	32000
				12460	12840	33000
				12850	13220	34000
				13230	13610	35000
				13620	14040	36100
				14050	14470	37200
				14480	14900	38300
				14910	15330	39400
				15340	15790	40600
				15800	16260	41800
				16270	16770	43100

*[Signature]*  
Sr. Accounts Officer




Table-6							
Concordance Table for Pensioner who retired in LAC-IV(Mus)/Z Pay Scales							
From 01.01.1986 to 31.12.1995		960-20-1200					
From 01.01.1996 to 9.10.1997		3080-60-3980					
From 10.10.1997 to 31.12.2005		3080-60-3980					
From 01.01.2006 to 31.12.2015		5200-20200					
Corresponding level w.e.f. 01.01.2016		Level-3					
	Basic Pay From 01.01.1986 to 31.12.95	Basic Pay From 01.01.1996 to 09.10.97	Basic Pay From 10.10.1997 to 31.12.2005	Basic Pay From 01.01.2006 to 31.12.2015	Pay range during 01.01.2006 to 31.12.2015		Notional Pay as on 01.01.2016
					Minimum	Maximum	
						8440	21700
					8450	8710	22400
					8720	8980	23100
	960	3080	3080	9050	8990	9260	23800
	980	3080	3080	9050	8990	9260	23800
	1000	3140	3140	9050	8990	9260	23800
	1020	3200	3200	9050	8990	9260	23800
	1040	3200	3200	9050	8990	9260	23800
	1060	3260	3260	9050	8990	9260	23800
	1080	3320	3320	9050	8990	9260	23800
	1100	3380	3380	9050	8990	9260	23800
	1120	3440	3440	9050	8990	9260	23800
	1140	3500	3500	9050	8990	9260	23800
	1160	3560	3560	9050	8990	9260	23800
	1180	3620	3620	9050	8990	9260	23800
	1200	3680	3680	9050	8990	9260	23800
			3740	9270	9270	9530	24500
			3800	9270	9270	9530	24500
			3860	9490	9270	9530	24500
			3920	9490	9270	9530	24500
			3980	9500	9270	9530	24500
					9540	9800	25200
					9810	10110	26000
					10120	10420	26800
					10430	10730	27600
					10740	11050	28400
					11060	11400	29300
					11410	11750	30200
					11760	12100	31100
					12110	12450	32000
					12460	12840	33000
					12850	13220	34000
					13230	13610	35000
					13620	14040	36100
					14050	14470	37200
					14480	14900	38300
					14910	15330	39400
					15340	15790	40600
					15800	16260	41800
					16270	16770	43100



*Singh*  
Sr.Accounts Officer

Table-7						
Concordance Table for Pensioner who retired in CPL-I/X Pay Scales						
From 01.01.1986 to 31.12.1995				1300-20-1460-25-1635		
From 01.01.1996 to 9.10.1997				4150-70-5200		
From 10.10.1997 to 31.12.2005				4150-70-5200		
From 01.01.2006 to 31.12.2015				5200-20200		
Corresponding level w.e.f. 01.01.2016				Level-4		
Basic Pay From 01.01.1986 to 31.12.95	Basic Pay From 01.01.1996 to 09.10.97	Basic Pay From 10.10.1997 to 31.12.2005	Basic Pay From 01.01.2006 to 31.12.2015	Pay range during 01.01.2006 to 31.12.2015		Notional Pay as on 01.01.2016
				Minimum	Maximum	
					9920	25500
1300	4150	4150	10120	9930	10230	26300
1320	4150	4150	10120	9930	10230	26300
1340	4150	4150	10120	9930	10230	26300
1360	4220	4220	10250	10240	10540	27100
1380	4220	4220	10250	10240	10540	27100
1400	4290	4290	10380	10240	10540	27100
1420	4360	4360	10510	10240	10540	27100
1440	4430	4430	10640	10550	10850	27900
1460	4500	4500	10770	10550	10850	27900
1485	4570	4570	10910	10860	11160	28700
1510	4640	4640	11040	10860	11160	28700
1535	4710	4710	11170	11170	11510	29600
1560	4780	4780	11300	11170	11510	29600
1585	4850	4850	11430	11170	11510	29600
1610	4920	4920	11560	11520	11860	30500
1635	4990	4990	11690	11520	11860	30500
		5060	11820	11520	11860	30500
		5130	11950	11870	12210	31400
		5200	12080	11870	12210	31400
				12220	12560	32300
				12570	12950	33300
				12960	13340	34300
				13350	13730	35300
				13740	14160	36400
				14170	14590	37500
				14600	15010	38600
				15020	15480	39800
				15490	15950	41000
				15960	16420	42200
				16430	16920	43500
				16930	17430	44800
				17440	17930	46100
				17940	18480	47500
				18490	19020	48900
				19030	19610	50400



*Smrgh*

Sr.Accounts Officer

Table-8						
Concordance Table for Pensioner who retired in CPL-II/Y Pay Scales						
From 01.01.1986 to 31.12.1995		1220-20-1380-25-1555				
From 01.01.1996 to 9.10.1997		3900-70-4950				
From 10.10.1997 to 31.12.2005		3900-70-4950				
From 01.01.2006 to 31.12.2015		5200-20200				
Corresponding level w.e.f. 01.01.2016		Level-4				
Basic Pay From 01.01.1986 to 31.12.95	Basic Pay From 01.01.1996 to 09.10.97	Basic Pay From 10.10.1997 to 31.12.2005	Basic Pay From 01.01.2006 to 31.12.2015	Pay range during 01.01.2006 to 31.12.2015		Notional Pay as on 01.01.2016
				Minimum	Maximum	
1220	3900	3900	9890	9920	25500	
1240	3900	3900	9890	9920	25500	
1260	3900	3900	9890	9920	25500	
1280	3970	3970	9890	9920	25500	
1300	4040	4040	9920	9920	25500	
1320	4040	4040	9920	9920	25500	
1340	4110	4110	10050	9930	10230	26300
1360	4180	4180	10180	9930	10230	26300
1380	4250	4250	10310	10240	10540	27100
1405	4320	4320	10440	10240	10540	27100
1430	4390	4390	10570	10550	10850	27900
1455	4460	4460	10700	10550	10850	27900
1480	4530	4530	10830	10550	10850	27900
1505	4600	4600	10960	10860	11160	28700
1530	4670	4670	11090	10860	11160	28700
1555	4740	4740	11220	11170	11510	29600
		4810	11350	11170	11510	29600
		4880	11480	11170	11510	29600
		4950	11610	11520	11860	30500
				11870	12210	31400
				12220	12560	32300
				12570	12950	33300
				12960	13340	34300
				13350	13730	35300
				13740	14160	36400
				14170	14590	37500
				14600	15010	38600
				15020	15480	39800
				15490	15950	41000
				15960	16420	42200
				16430	16920	43500
				16930	17430	44800
				17440	17930	46100
				17940	18480	47500
				18490	19020	48900
				19030	19610	50400

*S. Singh*  
Sr.Accounts Officer



Table-9						
Concordance Table for Pensioner who retired in CPL-III/Y Pay Scales						
From 01.01.1986 to 31.12.1995		1040-20-1200-25-1375				
From 01.01.1996 to 9.10.1997		3320-70-4370				
From 10.10.1997 to 31.12.2005		3900-70-4950				
From 01.01.2006 to 31.12.2015		5200-20200				
Corresponding level w.e.f. 01.01.2016		Level-4				
Basic Pay From 01.01.1986 to 31.12.95	Basic Pay From 01.01.1996 to 09.10.97	Basic Pay From 10.10.1997 to 31.12.2005	Basic Pay From 01.01.2006 to 31.12.2015	Pay range during 01.01.2006 to 31.12.2015		Notional Pay as on 01.01.2016
				Minimum	Maximum	
1040	3320	3900	9890		9920	25500
1060	3320	3900	9890		9920	25500
1080	3320	3900	9890		9920	25500
1100	3390	3900	9890		9920	25500
1120	3460	3900	9890		9920	25500
1140	3530	3900	9890		9920	25500
1160	3600	3900	9890		9920	25500
1180	3670	3900	9890		9920	25500
1200	3740	3900	9890		9920	25500
1225	3810	3900	9890		9920	25500
1250	3880	3900	9890		9920	25500
1275	3950	3970	9890		9920	25500
1300	4020	4040	9920		9920	25500
1325	4090	4110	10050	9930	10230	26300
1350	4160	4180	10180	9930	10230	26300
1375	4230	4250	10310	10240	10540	27100
		4320	10440	10240	10540	27100
		4390	10570	10550	10850	27900
		4460	10700	10550	10850	27900
		4530	10830	10550	10850	27900
		4600	10960	10860	11160	28700
		4670	11090	10860	11160	28700
		4740	11220	11170	11510	29600
		4810	11350	11170	11510	29600
		4880	11480	11170	11510	29600
		4950	11610	11520	11860	30500
				11870	12210	31400
				12220	12560	32300
				12570	12950	33300
				12960	13340	34300
				13350	13730	35300
				13740	14160	36400
				14170	14590	37500
				14600	15010	38600
				15020	15480	39800
				15490	15950	41000
				15960	16420	42200
				16430	16920	43500
				16930	17430	44800
				17440	17930	46100
				17940	18480	47500
				18490	19020	48900
				19030	19610	50400

*Singh*

Sr.Accounts Officer



Concordance Table for Pensioner who retired in CPL-IV/Y Pay Scales					Table-10	
From 01.01.1986 to 31.12.1995			1000-20-1160-25-1335			
From 01.01.1996 to 9.10.1997			3200-70-4250			
From 10.10.1997 to 31.12.2005			3900-70-4950			
From 01.01.2006 to 31.12.2015			5200-20200			
Corresponding level w.e.f. 01.01.2016			Level-4			
Basic Pay From	Basic Pay From	Basic Pay From	Basic Pay From	Pay range during		Notional Pay as
01.01.1986 to	01.01.1996 to	10.10.1997 to	01.01.2006 to	01.01.2006 to		
31.12.95	09.10.97	31.12.2005	31.12.2015	Minimum	Maximum	on 01.01.2016
1000	3200	3900	9890		9920	25500
1020	3200	3900	9890		9920	25500
1040	3200	3900	9890		9920	25500
1060	3270	3900	9890		9920	25500
1080	3340	3900	9890		9920	25500
1100	3410	3900	9890		9920	25500
1120	3480	3900	9890		9920	25500
1140	3550	3900	9890		9920	25500
1160	3620	3900	9890		9920	25500
1185	3690	3900	9890		9920	25500
1210	3760	3900	9890		9920	25500
1235	3830	3900	9890		9920	25500
1260	3900	3900	9890		9920	25500
1285	3970	3970	9890		9920	25500
1310	4040	4040	9920		9920	25500
1335	4110	4110	10050	9930	10230	26300
		4180	10180	9930	10230	26300
		4250	10310	10240	10540	27100
		4320	10440	10240	10540	27100
		4390	10570	10550	10850	27900
		4460	10700	10550	10850	27900
		4530	10830	10550	10850	27900
		4600	10960	10860	11160	28700
		4670	11090	10860	11160	28700
		4740	11220	11170	11510	29600
		4810	11350	11170	11510	29600
		4880	11480	11170	11510	29600
		4950	11610	11520	11860	30500
				11870	12210	31400
				12220	12560	32300
				12570	12950	33300
				12960	13340	34300
				13350	13730	35300
				13740	14160	36400
				14170	14590	37500
				14600	15010	38600
				15020	15480	39800
				15490	15950	41000
				15960	16420	42200
				16430	16920	43500
				16930	17430	44800
				17440	17930	46100
				17940	18480	47500
				18490	19020	48900
				19030	19610	50400

*Singh*  
Sr.Accounts Officer





Table-11						
Concordance Table for Pensioner who retired in CPL-IV(Mus)/Z Pay Scales						
From 01.01.1986 to 31.12.1995				1000-20-1160-25-1335		
From 01.01.1996 to 9.10.1997				3200-70-4250		
From 10.10.1997 to 31.12.2005				3200-70-4250		
From 01.01.2006 to 31.12.2015				5200-20200		
Corresponding level w.e.f. 01.01.2016				Level-4		
Basic Pay From 01.01.1986 to 31.12.95	Basic Pay From 01.01.1996 to 09.10.97	Basic Pay From 10.10.1997 to 31.12.2005	Basic Pay From 01.01.2006 to 31.12.2015	Pay range during 01.01.2006 to 31.12.2015		Notional Pay as on 01.01.2016
				Minimum	Maximum	
1000	3200	3200	9890		9920	25500
1020	3200	3200	9890		9920	25500
1040	3200	3200	9890		9920	25500
1060	3270	3270	9890		9920	25500
1080	3340	3340	9890		9920	25500
1100	3410	3410	9890		9920	25500
1120	3480	3480	9890		9920	25500
1140	3550	3550	9890		9920	25500
1160	3620	3620	9890		9920	25500
1185	3690	3690	9890		9920	25500
1210	3760	3760	9890		9920	25500
1235	3830	3830	9890		9920	25500
1260	3900	3900	9890		9920	25500
1285	3970	3970	9890		9920	25500
1310	4040	4040	9920		9920	25500
1335	4110	4110	10050	9930	10230	26300
		4180	10180	9930	10230	26300
		4250	10310	10240	10540	27100
		4320	10440	10240	10540	27100
		4390	10570	10550	10850	27900
		4460	10700	10550	10850	27900
		4530	10830	10550	10850	27900
		4600	10960	10860	11160	28700
		4670	11090	10860	11160	28700
		4740	11220	11170	11510	29600
		4810	11350	11170	11510	29600
		4880	11480	11170	11510	29600
		4950	11610	11520	11860	30500
				11870	12210	31400
				12220	12560	32300
				12570	12950	33300
				12960	13340	34300
				13350	13730	35300
				13740	14160	36400
				14170	14590	37500
				14600	15010	38600
				15020	15480	39800
				15490	15950	41000
				15960	16420	42200
				16430	16920	43500
				16930	17430	44800
				17440	17930	46100
				17940	18480	47500
				18490	19020	48900
				19030	19610	50400

*Singh*  
Sr.Accounts Officer



Table-12						
Concordance Table for Pensioner who retired in SGT-I/X Pay Scales						
From 01.01.1986 to 31.12.1995			1460-25-1710-30-1860			
From 01.01.1996 to 9.10.1997			4670-85-5945			
From 10.10.1997 to 31.12.2005			4670-85-5945			
From 01.01.2006 to 31.12.2015			5200-20200			
Corresponding level w.e.f. 01.01.2016			Level-5			
Basic Pay From 01.01.1986 to 31.12.95	Basic Pay From 01.01.1996 to 09.10.97	Basic Pay From 10.10.1997 to 31.12.2005	Basic Pay From 01.01.2006 to 31.12.2015	Pay range during 01.01.2006 to 31.12.2015		Notional Pay as on 01.01.2016
				Minimum	Maximum	
					11360	29200
1460	4670	4670	11490	11370	11710	30100
1485	4670	4670	11490	11370	11710	30100
1510	4670	4670	11490	11370	11710	30100
1535	4755	4755	11650	11370	11710	30100
1560	4755	4755	11650	11370	11710	30100
1585	4840	4840	11810	11720	12060	31000
1610	4925	4925	11970	11720	12060	31000
1635	5010	5010	12120	12070	12410	31900
1660	5095	5095	12280	12070	12410	31900
1685	5180	5180	12440	12420	12800	32900
1710	5265	5265	12600	12420	12800	32900
1740	5350	5350	12760	12420	12800	32900
1770	5435	5435	12910	12810	13190	33900
1800	5520	5520	13070	12810	13190	33900
1830	5605	5605	13230	13200	13570	34900
1860	5690	5690	13390	13200	13570	34900
		5775	13550	13200	13570	34900
		5860	13700	13580	13960	35900
		5945	13860	13580	13960	35900
				13970	14390	37000
				14400	14820	38100
				14830	15250	39200
				15260	15710	40400
				15720	16180	41600
				16190	16650	42800
				16660	17150	44100
				17160	17660	45400
				17670	18210	46800
				18220	18750	48200
				18760	19290	49600
				19300	19880	51100
				19890	20460	52600
				20470	21080	54200
				21090	21710	55800
				21720	22370	57500



*Srinivas*  
Sr. Accounts Officer

Table-13						
Concordance Table for Pensioner who retired in SGT(Dip)/ X Pay Scales						
From 01.01.1986 to 31.12.1995		1460-25-1710-30-1860				
From 01.01.1996 to 9.10.1997		4670-85-5945				
From 10.10.1997 to 31.12.2005		5000-100-6500				
From 01.01.2006 to 31.12.2015		5200-20200				
Corresponding level w.e.f. 01.01.2016		Level-5				
Basic Pay From 01.01.1986 to 31.12.95	Basic Pay From 01.01.1996 to 09.10.97	Basic Pay From 10.10.1997 to 31.12.2005	Basic Pay From 01.01.2006 to 31.12.2015	Pay range during 01.01.2006 to 31.12.2015		Notional Pay as on 01.01.2016
				Minimum	Maximum	
					11360	29200
				11370	11710	30100
				11720	12060	31000
1460	4670	5000	12100	12070	12410	31900
1485	4670	5000	12100	12070	12410	31900
1510	4670	5000	12100	12070	12410	31900
1535	4755	5000	12100	12070	12410	31900
1560	4755	5000	12100	12070	12410	31900
1585	4840	5000	12100	12070	12410	31900
1610	4925	5000	12100	12070	12410	31900
1635	5010	5100	12290	12070	12410	31900
1660	5095	5100	12290	12070	12410	31900
1685	5180	5200	12480	12420	12800	32900
1710	5265	5300	12660	12420	12800	32900
1740	5350	5400	12850	12810	13190	33900
1770	5435	5500	13030	12810	13190	33900
1800	5520	5600	13220	13200	13570	34900
1830	5605	5700	13410	13200	13570	34900
1860	5690	5700	13410	13200	13570	34900
		5800	13590	13580	13960	35900
		5900	13780	13580	13960	35900
		6000	13960	13580	13960	35900
		6100	14150	13970	14390	37000
		6200	14340	13970	14390	37000
		6300	14520	14400	14820	38100
		6400	14710	14400	14820	38100
		6500	14890	14830	15250	39200
				15260	15710	40400
				15720	16180	41600
				16190	16650	42800
				16660	17150	44100
				17160	17660	45400
				17670	18210	46800
				18220	18750	48200
				18760	19290	49600
				19300	19880	51100
				19890	20460	52600
				20470	21080	54200
				21090	21710	55800
				21720	22370	57500

*Singh*  
Sr:Accounts Officer



Table-14						
Concordance Table for Pensioner who retired in SGT-II/ Y Pay Scales						
From 01.01.1986 to 31.12.1995		1350-25-1600-30-1750				
From 01.01.1996 to 9.10.1997		4320-85-5595				
From 10.10.1997 to 31.12.2005		4320-85-5595				
From 01.01.2006 to 31.12.2015		5200-20200				
Corresponding level w.e.f. 01.01.2016		Level-5				
Basic Pay From 01.01.1986 to 31.12.95	Basic Pay From 01.01.1996 to 09.10.97	Basic Pay From 10.10.1997 to 31.12.2005	Basic Pay From 01.01.2006 to 31.12.2015	Pay range during 01.01.2006 to 31.12.2015		Notional Pay as on 01.01.2016
				Minimum	Maximum	
1350	4320	4320	10840		11360	29200
1375	4320	4320	10840		11360	29200
1400	4320	4320	10840		11360	29200
1425	4405	4405	11000		11360	29200
1450	4490	4490	11160		11360	29200
1475	4575	4575	11310		11360	29200
1500	4575	4575	11310		11360	29200
1525	4660	4660	11470	11370	11710	30100
1550	4745	4745	11630	11370	11710	30100
1575	4830	4830	11790	11720	12060	31000
1600	4915	4915	11950	11720	12060	31000
1630	5000	5000	12100	12070	12410	31900
1660	5085	5085	12260	12070	12410	31900
1690	5170	5170	12420	12420	12800	32900
1720	5255	5255	12580	12420	12800	32900
1750	5340	5340	12740	12420	12800	32900
		5425	12900	12810	13190	33900
		5510	13050	12810	13190	33900
		5595	13210	13200	13570	34900
				13580	13960	35900
				13970	14390	37000
				14400	14820	38100
				14830	15250	39200
				15260	15710	40400
				15720	16180	41600
				16190	16650	42800
				16660	17150	44100
				17160	17660	45400
				17670	18210	46800
				18220	18750	48200
				18760	19290	49600
				19300	19880	51100
				19890	20460	52600
				20470	21080	54200
				21090	21710	55800
				21720	22370	57500

*Singh*  
Sr. Accounts Officer



Table-15							
Concordance Table for Pensioner who retired in SGT-III/ Y Pay Scales							
From 01.01.1986 to 31.12.1995				1180-25-1430-30-1580			
From 01.01.1996 to 9.10.1997				3775-85-5050			
From 10.10.1997 to 31.12.2005				4320-85-5595			
From 01.01.2006 to 31.12.2015				5200-20200			
Corresponding level w.e.f. 01.01.2016				Level-5			
Basic Pay From 01.01.1986 to 31.12.95	Basic Pay From 01.01.1996 to 09.10.97	Basic Pay From 10.10.1997 to 31.12.2005	Basic Pay From 01.01.2006 to 31.12.2015	Pay range during 01.01.2006 to 31.12.2015		Notional Pay as on 01.01.2016	
				Minimum	Maximum		
1180	3775	4320	10840		11360	29200	
1205	3775	4320	10840		11360	29200	
1230	3775	4320	10840		11360	29200	
1255	3860	4320	10840		11360	29200	
1280	3945	4320	10840		11360	29200	
1305	4030	4320	10840		11360	29200	
1330	4115	4320	10840		11360	29200	
1355	4200	4320	10840		11360	29200	
1380	4285	4320	10840		11360	29200	
1405	4370	4405	11000		11360	29200	
1430	4370	4405	11000		11360	29200	
1460	4455	4490	11160		11360	29200	
1490	4540	4575	11310		11360	29200	
-	4625	4660	11470	11370	11710	30100	
1520	4710	4745	11630	11370	11710	30100	
1550	4795	4830	11790	11720	12060	31000	
1580	4880	4915	11950	11720	12060	31000	
		5000	12100	12070	12410	31900	
		5085	12260	12070	12410	31900	
		5170	12420	12420	12800	32900	
		5255	12580	12420	12800	32900	
		5340	12740	12420	12800	32900	
		5425	12900	12810	13190	33900	
		5510	13050	12810	13190	33900	
		5595	13210	13200	13570	34900	
				13580	13960	35900	
				13970	14390	37000	
				14400	14820	38100	
				14830	15250	39200	
				15260	15710	40400	
				15720	16180	41600	
				16190	16650	42800	
				16660	17150	44100	
				17160	17660	45400	
				17670	18210	46800	
				18220	18750	48200	
				18760	19290	49600	
				19300	19880	51100	
				19890	20460	52600	
				20470	21080	54200	
				21090	21710	55800	
				21720	22370	57500	

*Singh*  
Sr.Accounts Officer



Table-16						
Concordance Table for Pensioner who retired in SGT-IV/ Y Pay Scales						
From 01.01.1986 to 31.12.1995		1180-25-1430-30-1580				
From 01.01.1996 to 9.10.1997		3775-85-5050				
From 10.10.1997 to 31.12.2005		4320-85-5595				
From 01.01.2006 to 31.12.2015		5200-20200				
Corresponding level w.e.f. 01.01.2016		Level-5				
Basic Pay From 01.01.1986 to 31.12.95	Basic Pay From 01.01.1996 to 09.10.97	Basic Pay From 10.10.1997 to 31.12.2005	Basic Pay From 01.01.2006 to 31.12.2015	Pay range during 01.01.2006 to 31.12.2015		Notional Pay as on 01.01.2016
				Minimum	Maximum	
1180	3775	4320	10840		11360	29200
1205	3775	4320	10840		11360	29200
1230	3775	4320	10840		11360	29200
1255	3860	4320	10840		11360	29200
1280	3945	4320	10840		11360	29200
1305	4030	4320	10840		11360	29200
1330	4115	4320	10840		11360	29200
1355	4200	4320	10840		11360	29200
1380	4285	4320	10840		11360	29200
1405	4370	4405	11000		11360	29200
1430	4370	4405	11000		11360	29200
1460	4455	4490	11160		11360	29200
1490	4540	4575	11310		11360	29200
	4625	4660	11470	11370	11710	30100
1520	4710	4745	11630	11370	11710	30100
1550	4795	4830	11790	11720	12060	31000
1580	4880	4915	11950	11720	12060	31000
		5000	12100	12070	12410	31900
		5085	12260	12070	12410	31900
		5170	12420	12420	12800	32900
		5255	12580	12420	12800	32900
		5340	12740	12420	12800	32900
		5425	12900	12810	13190	33900
		5510	13050	12810	13190	33900
		5595	13210	13200	13570	34900
				13580	13960	35900
				13970	14390	37000
				14400	14820	38100
				14830	15250	39200
				15260	15710	40400
				15720	16180	41600
				16190	16650	42800
				16660	17150	44100
				17160	17660	45400
				17670	18210	46800
				18220	18750	48200
				18760	19290	49600
				19300	19880	51100
				19890	20460	52600
				20470	21080	54200
				21090	21710	55800
				21720	22370	57500

*Amgle*  
Sr.Accounts Officer




Table-17							
Concordance Table for Pensioner who retired in SGT-IV(Mus)/ Z Pay Scales							
From 01.01.1986 to 31.12.1995				1180-25-1430-30-1580			
From 01.01.1996 to 9.10.1997				3775-85-5050			
From 10.10.1997 to 31.12.2005				3775-85-5050			
From 01.01.2006 to 31.12.2015				5200-20200			
Corresponding level w.e.f. 01.01.2016				Level-5			
Basic Pay From 01.01.1986 to 31.12.95	Basic Pay From 01.01.1996 to 09.10.97	Basic Pay From 10.10.1997 to 31.12.2005	Basic Pay From 01.01.2006 to 31.12.2015	Pay range during 01.01.2006 to 31.12.2015		Fitment	Notional Pay as on 01.01.2016
				Minlmm	Maxlmm		
1180	3775	3775	10840		11360	27859	29200
1205	3775	3775	10840		11360	27859	29200
1230	3775	3775	10840		11360	27859	29200
1255	3860	3860	10840		11360	27859	29200
1280	3945	3945	10840		11360	27859	29200
1305	4030	4030	10840		11360	27859	29200
1330	4115	4115	10840		11360	27859	29200
1355	4200	4200	10840		11360	27859	29200
1380	4285	4285	10840		11360	27859	29200
1405	4370	4370	11000		11360	28270	29200
1430	4370	4370	11000		11360	28270	29200
1460	4455	4455	11160		11360	28681	29200
1490	4540	4540	11310		11360	29067	29200
	4625	4625	11470	11370	11710	29478	30100
1520	4710	4710	11630	11370	11710	29889	30100
1550	4795	4795	11790	11720	12060	30300	31000
1580	4880	4880	11950	11720	12060	30712	31000
		4965	12100	12070	12410	31097	31900
		5050	12260	12070	12410	31508	31900
			12420	12420	12800	31919	32900
			12580	12420	12800	32331	32900
			12740	12420	12800	32742	32900
			12900	12810	13190	33153	33900
			13050	12810	13190	33539	33900
			13210	13200	13570	33950	34900
				13580	13960		35900
				13970	14390		37000
				14400	14820		38100
				14830	15250		39200
				15260	15710		40400
				15720	16180		41600
				16190	16650		42800
				16660	17150		44100
				17160	17660		45400
				17670	18210		46800
				18220	18750		48200
				18760	19290		49600
				19300	19880		51100
				19890	20460		52600
				20470	21080		54200
				21090	21710		55800
				21720	22370		57500

*Singh*  
Sr.Accounts Officer




Table-18						
Concordance Table for Pensioner who retired in JWO-I/ X Pay Scales						
From 01.01.1986 to 31.12.1995		1730-40-2090-50-2540				
From 01.01.1996 to 9.10.1997		5530-125-7780				
From 10.10.1997 to 31.12.2005		5770-140-8290				
From 01.01.2006 to 31.12.2015		9300-34800				
Corresponding level w.e.f. 01.01.2016		Level-6				
Basic Pay From 01.01.1986 to 31.12.95	Basic Pay From 01.01.1996 to 09.10.97	Basic Pay From 10.10.1997 to 31.12.2005	Basic Pay From 01.01.2006 to 31.12.2015	Pay range during 01.01.2006 to 31.12.2015		Notional Pay as on 01.01.2016
				Minimum	Maximum	
					13770	35400
				13780	14200	36500
				14210	14630	37600
1730	5530	5770	14940	14640	15050	38700
1770	5530	5770	14940	14640	15050	38700
1810	5530	5770	14940	14640	15050	38700
1850	5655	5770	14940	14640	15050	38700
1890	5780	5910	15200	15060	15520	39900
1930	5905	5910	15200	15060	15520	39900
1970	6030	6050	15460	15060	15520	39900
2010	6155	6190	15720	15530	15990	41100
2050	6280	6330	15980	15530	15990	41100
2090	6405	6470	16240	16000	16450	42300
2140	6530	6610	16500	16460	16960	43600
2190	6655	6750	16760	16460	16960	43600
2240	6780	6890	17020	16970	17470	44900
	6905	7030	17280	16970	17470	44900
2290	7030	7030	17280	16970	17470	44900
2340	7155	7170	17540	17480	17970	46200
2390	7280	7310	17800	17480	17970	46200
2440	7405	7450	18060	17980	18520	47600
2490	7530	7590	18320	17980	18520	47600
	7655	7730	18580	18530	19060	49000
2540	7780	7870	18840	18530	19060	49000
		8010	19100	19070	19640	50500
		8150	19360	19070	19640	50500
		8290	19620	19070	19640	50500
				19650	20230	52000
				20240	20850	53600
				20860	21470	55200
				21480	22140	56900
				22150	22800	58600
				22810	23500	60400
				23510	24200	62200
				24210	24940	64100
				24950	25680	66000
				25690	26450	68000
				26460	27230	70000

*[Signature]*  
Sr. Accounts Officer





				Table-19		
Concordance Table for Pensioner who retired in JWO-II/ Y Pay Scales						
From 01.01.1986 to 31.12.1995				1620-40-2100-50-2400		
From 01.01.1996 to 9.10.1997				5200-125-7450		
From 10.10.1997 to 31.12.2005				5620-140-8140		
From 01.01.2006 to 31.12.2015				9300-34800		
Corresponding level w.e.f. 01.01.2016				Level-6		
Basic Pay From 01.01.1986 to 31.12.95	Basic Pay From 01.01.1996 to 09.10.97	Basic Pay From 10.10.1997 to 31.12.2005	Basic Pay From 01.01.2006 to 31.12.2015	Pay range during 01.01.2006 to 31.12.2015		Notional Pay as on 01.01.2016
				Minimum	Maximum	
					13770	35400
				13780	14200	36500
				14210	14630	37600
1620	5200	5620	14660	14640	15050	38700
1660	5200	5620	14660	14640	15050	38700
1700	5200	5620	14660	14640	15050	38700
1740	5325	5620	14660	14640	15050	38700
1780	5450	5620	14660	14640	15050	38700
1820	5575	5620	14660	14640	15050	38700
1860	5700	5760	14920	14640	15050	38700
1900	5825	5900	15180	15060	15520	39900
1940	5950	6040	15440	15060	15520	39900
1980	6075	6180	15700	15530	15990	41100
2020	6200	6320	15960	15530	15990	41100
2060	6325	6460	16220	16000	16450	42300
2100	6450	6460	16220	16000	16450	42300
2150	6575	6600	16480	16460	16960	43600
2200	6700	6740	16740	16460	16960	43600
2250	6825	6880	17000	16970	17470	44900
	6950	7020	17260	16970	17470	44900
2300	7075	7160	17520	16970	17970	46200
2350	7200	7300	17780	16970	17970	46200
2400	7325	7440	18040	17980	18520	47600
		7580	18300	17980	18520	47600
		7720	18560	18530	19060	49000
		7860	18820	18530	19060	49000
		8000	19080	19070	19640	50500
		8140	19350	19070	19640	50500
				19650	20230	52000
				20240	20850	53600
				20860	21470	55200
				21480	22140	56900
				22150	22800	58600
				22810	23500	60400
				23510	24200	62200
				24210	24940	64100
				24950	25680	66000
				25690	26450	68000
				26460	27230	70000

*Singh*  
Sr.Accounts Officer




				Table-20		
Concordance Table for Pensioner who retired in JWO-III/ Y Pay Scales						
From 01.01.1986 to 31.12.1995				1450-40-2090-50-2190		
From 01.01.1996 to 9.10.1997				4650-125-6900		
From 10.10.1997 to 31.12.2005				5620-140-8140		
From 01.01.2006 to 31.12.2015				9300-34800		
Corresponding level w.e.f. 01.01.2016				Level-6		
Basic Pay From 01.01.1986 to 31.12.95	Basic Pay From 01.01.1996 to 09.10.97	Basic Pay From 10.10.1997 to 31.12.2005	Basic Pay From 01.01.2006 to 31.12.2015	Pay range during 01.01.2006 to 31.12.2015		Notional Pay as on 01.01.2016
				Minlmm	Maximum	
					13770	35400
				13780	14200	36500
				14210	14630	37600
1450	4650	5620	14660	14640	15050	38700
1490	4650	5620	14660	14640	15050	38700
1530	4775	5620	14660	14640	15050	38700
1570	4900	5620	14660	14640	15050	38700
1610	4900	5620	14660	14640	15050	38700
1650	5025	5620	14660	14640	15050	38700
1690	5150	5620	14660	14640	15050	38700
1730	5275	5620	14660	14640	15050	38700
1770	5400	5620	14660	14640	15050	38700
1810	5525	5620	14660	14640	15050	38700
1850	5650	5760	14920	14640	15050	38700
1890	5775	5900	15180	15060	15520	39900
1930	5900	5900	15180	15060	15520	39900
1970	6025	6040	15440	15060	15520	39900
2010	6150	6180	15700	15530	15990	41100
2050	6275	6320	15960	15530	15990	41100
2090	6400	6460	16220	16000	16450	42300
2140	6525	6600	16480	16460	16960	43600
2190	6650	6740	16740	16460	16960	43600
		6880	17000	16970	17470	44900
		7020	17260	16970	17470	44900
		7160	17520	17480	17970	46200
		7300	17780	17480	17970	46200
		7440	18040	17980	18520	47600
		7580	18300	17980	18520	47600
		7720	18560	18530	19060	49000
		7860	18820	18530	19060	49000
		8000	19080	19070	19640	50500
		8140	19350	19070	19640	50500
				19650	20230	52000
				20240	20850	53600
				20860	21470	55200
				21480	22140	56900
				22150	22800	58600
				22810	23500	60400
				23510	24200	62200
				24210	24940	64100
				24950	25680	66000
				25690	26450	68000
				26460	27230	70000

*Singh*  
Sr.Accounts Officer




Table-21						
Concordance Table for Pensioner who retired in JWO-IV/ Y Pay Scales						
From 01.01.1986 to 31.12.1995		1450-40-2090-50-2190				
From 01.01.1996 to 9.10.1997		4650-125-6900				
From 10.10.1997 to 31.12.2005		5620-140-8140				
From 01.01.2006 to 31.12.2015		9300-34800				
Corresponding level w.e.f, 01.01.2016		Level-6				
Basic Pay From 01.01.1986 to 31.12.95	Basic Pay From 01.01.1996 to 09.10.97	Basic Pay From 10.10.1997 to 31.12.2005	Basic Pay From 01.01.2006 to 31.12.2015	Pay range during 01.01.2006 to 31.12.2015		Notional Pay as on 01.01.2016
				Minimum	Maximum	
					13770	35400
				13780	14200	36500
				14210	14630	37600
1450	4650	5620	14660	14640	15050	38700
1490	4650	5620	14660	14640	15050	38700
1530	4775	5620	14660	14640	15050	38700
1570	4900	5620	14660	14640	15050	38700
1610	4900	5620	14660	14640	15050	38700
1650	5025	5620	14660	14640	15050	38700
1690	5150	5620	14660	14640	15050	38700
1730	5275	5620	14660	14640	15050	38700
1770	5400	5620	14660	14640	15050	38700
1810	5525	5620	14660	14640	15050	38700
1850	5650	5760	14920	14640	15050	38700
1890	5775	5900	15180	15060	15520	39900
1930	5900	5900	15180	15060	15520	39900
1970	6025	6040	15440	15060	15520	39900
2010	6150	6180	15700	15530	15990	41100
2050	6275	6320	15960	15530	15990	41100
2090	6400	6460	16220	16000	16450	42300
2140	6525	6600	16480	16460	16960	43600
2190	6650	6740	16740	16460	16960	43600
		6880	17000	16970	17470	44900
		7020	17260	16970	17470	44900
		7160	17520	17480	17970	46200
		7300	17780	17480	17970	46200
		7440	18040	17980	18520	47600
		7580	18300	17980	18520	47600
		7720	18560	18530	19060	49000
		7860	18820	18530	19060	49000
		8000	19080	19070	19640	50500
		8140	19350	19070	19640	50500
				19650	20230	52000
				20240	20850	53600
				20860	21470	55200
				21480	22140	56900
				22150	22800	58600
				22810	23500	60400
				23510	24200	62200
				24210	24940	64100
				24950	25680	66000
				25690	26450	68000
				26460	27230	70000

*[Signature]*  
Sr.Accounts Officer



Table-22						
Concordance Table for Pensioner who retired in JWO-IV(Mus)/ Z Pay Scales						
From 01.01.1986 to 31.12.1995			1450-40-2090-50-2190			
From 01.01.1996 to 9.10.1997			4650-125-6900			
From 10.10.1997 to 31.12.2005			5200-125-7450			
From 01.01.2006 to 31.12.2015			9300-34800			
Corresponding level w.e.f. 01.01.2016			Level-6			
Basic Pay From 01.01.1986 to 31.12.95	Basic Pay From 01.01.1996 to 09.10.97	Basic Pay From 10.10.1997 to 31.12.2005	Basic Pay From 01.01.2006 to 31.12.2015	Pay range during 01.01.2006 to 31.12.2015		Notional Pay as on 01.01.2016
				Minimum	Maximum	
					13770	35400
				13780	14200	36500
				14210	14630	37600
1450	4650	5200	14660	14640	15050	38700
1490	4650	5200	14660	14640	15050	38700
1530	4775	5200	14660	14640	15050	38700
1570	4900	5200	14660	14640	15050	38700
1610	4900	5200	14660	14640	15050	38700
1650	5025	5200	14660	14640	15050	38700
1690	5150	5200	14660	14640	15050	38700
1730	5275	5325	14660	14640	15050	38700
1770	5400	5450	14660	14640	15050	38700
1810	5525	5575	14660	14640	15050	38700
1850	5650	5700	14920	14640	15050	38700
1890	5775	5825	15180	14640	15520	39900
1930	5900	5950	15440	14640	15520	39900
1970	6025	6075	15700	15530	15990	41100
2010	6150	6200	15960	15530	15990	41100
2050	6275	6325	16220	16000	16450	42300
2090	6400	6450	16220	16000	16450	42300
2140	6525	6575	16480	16460	16960	43600
2190	6650	6700	16740	16460	16960	43600
		6825	17000	16970	17470	44900
		6950	17260	16970	17470	44900
		7075	17520	17480	17970	46200
		7200	17780	17480	17970	46200
		7325	18040	17980	18520	47600
		7450	18300	17980	18520	47600
			18560	18530	19060	49000
			18820	18530	19060	49000
			19080	19070	19640	50500
			19350	19070	19640	50500
				19650	20230	52000
				20240	20850	53600
				20860	21470	55200
				21480	22140	56900
				22150	22800	58600
				22810	23500	60400
				23510	24200	62200
				24210	24940	64100
				24950	25680	66000
				25690	26450	68000
				26460	27230	70000



*Singh*  
Sr.Accounts Officer

Table-23						
Concordance Table for Pensioner who retired in WO-I/ X Pay Scales						
From 01.01.1986 to 31.12.1995		1980-50-2280-60-2580-75-2955				
From 01.01.1996 to 9.10.1997		6495-175-9295				
From 10.10.1997 to 31.12.2005		6750-190-9790				
From 01.01.2006 to 31.12.2015		9300-34800				
Corresponding level w.e.f. 01.01.2016		Level-7				
Basic Pay From 01.01.1986 to 31.12.95	Basic Pay From 01.01.1996 to 09.10.97	Basic Pay From 10.10.1997 to 31.12.2005	Basic Pay From 01.01.2006 to 31.12.2015	Pay range during 01.01.2006 to 31.12.2015		Notional Pay as on 01.01.2016
				Minimum	Maximum	
1980	6495	6750	17160		17470	44900
2030	6495	6750	17160		17470	44900
2080	6495	6750	17160		17470	44900
2130	6670	6750	17160		17470	44900
2180	6670	6750	17160		17470	44900
2230	6845	6940	17510	17480	17970	46200
2280	7020	7130	17870	17480	17970	46200
2340	7195	7320	18220	17980	18520	47600
2400	7370	7510	18570	18530	19060	49000
2460	7545	7700	18930	18530	19060	49000
2520	7720	7890	19280	19070	19640	50500
2580	7895	8080	19630	19070	19640	50500
2655	8070	8080	19630	19070	19640	50500
2730	8245	8270	19990	19650	20230	52000
	8420	8460	20340	20240	20850	53600
2805	8595	8650	20690	20240	20850	53600
2880	8770	8840	21050	20860	21470	55200
2955	8945	9030	21400	20860	21470	55200
		9220	21750	21480	22140	56900
		9410	22110	21480	22140	56900
		9600	22460	22150	22800	58600
		9790	22810	22810	23500	60400
				23510	24200	62200
				24210	24940	64100
				24950	25680	66000
				25690	26450	68000
				26460	27230	70000
				27240	28050	72100
				28060	28910	74300
				28920	29760	76500
				29770	30660	78800
				30670	31590	81200
				31600	32520	83600
				32530	33500	86100
				33510	34510	88700

*Singh*

Sr.Accounts Officer



Table-24						
Concordance Table for Pensioner who retired in WO-II/ Y Pay Scales						
From 01.01.1986 to 31.12.1995		1870-50-2320-60-2620-75-2770				
From 01.01.1996 to 9.10.1997		6170-175-8970				
From 10.10.1997 to 31.12.2005		6600-170-9320				
From 01.01.2006 to 31.12.2015		9300-34800				
Corresponding level w.e.f. 01.01.2016		Level-7				
Basic Pay From 01.01.1986 to 31.12.95	Basic Pay From 01.01.1996 to 09.10.97	Basic Pay From 10.10.1997 to 31.12.2005	Basic Pay From 01.01.2006 to 31.12.2015	Pay range during 01.01.2006 to 31.12.2015		Notional Pay as on 01.01.2016
				Minimum	Maximum	
1870	6170	6600	16880		17470	44900
1920	6170	6600	16880		17470	44900
1970	6170	6600	16880		17470	44900
2020	6345	6600	16880		17470	44900
2070	6345	6600	16880		17470	44900
2120	6520	6600	16880		17470	44900
2170	6695	6770	17200		17470	44900
2220	6870	6940	17510	17480	17970	46200
2270	6870	6940	17510	17480	17970	46200
2320	7045	7110	17830	17480	17970	46200
2380	7220	7280	18150	17980	18520	47600
2440	7395	7450	18460	17980	18520	47600
2500	7570	7620	18780	18530	19060	49000
2560	7745	7790	19090	19070	19640	50500
2620	7920	7960	19410	19070	19640	50500
	8095	8130	19730	19650	20230	52000
2695	8270	8300	20040	19650	20230	52000
2770	8445	8470	20360	20240	20850	53600
		8640	20680	20240	20850	53600
		8810	20990	20860	21470	55200
		8980	21310	20860	21470	55200
		9150	21620	21480	22140	56900
		9320	21940	21480	22140	56900
				22150	22800	58600
				22810	23500	60400
				23510	24200	62200
				24210	24940	64100
				24950	25680	66000
				25690	26450	68000
				26460	27230	70000
				27240	28050	72100
				28060	28910	74300
				28920	29760	76500
				29770	30660	78800
				30670	31590	81200
				31600	32520	83600
				32530	33500	86100
				33510	34510	88700

*Singh*  
Sr. Accounts Officer




Table-25							
Concordance Table for Pensioner who retired in WO-III/ Y Pay Scales							
From 01.01.1986 to 31.12.1995				1700-50-2300-60-2540			
From 01.01.1996 to 9.10.1997				5620-155-8100			
From 10.10.1997 to 31.12.2005				6600-170-9320			
From 01.01.2006 to 31.12.2015				9300-34800			
Corresponding level w.e.f. 01.01.2016				Level-7			
Basic Pay From 01.01.1986 to 31.12.95	Basic Pay From 01.01.1996 to 09.10.97	Basic Pay From 10.10.1997 to 31.12.2005	Basic Pay From 01.01.2006 to 31.12.2015	Pay range during 01.01.2006 to 31.12.2015		Notional Pay as on 01.01.2016	
				Minimum	Maximum		
1700	5620	6600	16880		17470	44900	
1750	5620	6600	16880		17470	44900	
1800	5620	6600	16880		17470	44900	
1850	5775	6600	16880		17470	44900	
1900	5775	6600	16880		17470	44900	
1950	5930	6600	16880		17470	44900	
2000	6085	6600	16880		17470	44900	
2050	6240	6600	16880		17470	44900	
2100	6395	6600	16880		17470	44900	
2150	6550	6600	16880		17470	44900	
2200	6705	6770	17200		17470	44900	
2250	6860	6940	17510	17480	17970	46200	
2300	7015	7110	17830	17480	17970	46200	
2360	7170	7280	18150	17980	18520	47600	
2420	7325	7450	18460	17980	18520	47600	
—	7480	7620	18780	18530	19060	49000	
2480	7635	7790	19090	19070	19640	50500	
2540	7790	7790	19090	19070	19640	50500	
		7960	19410	19070	19640	50500	
		8130	19730	19650	20230	52000	
		8300	20040	19650	20230	52000	
		8470	20360	20240	20850	53600	
		8640	20680	20240	20850	53600	
		8810	20990	20860	21470	55200	
		8980	21310	20860	21470	55200	
		9150	21620	21480	22140	56900	
		9320	21940	21480	22140	56900	
				22150	22800	58600	
				22810	23500	60400	
				23510	24200	62200	
				24210	24940	64100	
				24950	25680	66000	
				25690	26450	68000	
				26460	27230	70000	
				27240	28050	72100	
				28060	28910	74300	
				28920	29760	76500	
				29770	30660	78800	
				30670	31590	81200	
				31600	32520	83600	
				32530	33500	86100	
				33510	34510	88700	

*Singh*  
Sr.Accounts Officer



Table-26						
Concordance Table for Pensioner who retired in WO-IV/ Y Pay Scales						
From 01.01.1986 to 31.12.1995			1700-50-2300-60-2540			
From 01.01.1996 to 9.10.1997			5620-155-8100			
From 10.10.1997 to 31.12.2005			6600-170-9320			
From 01.01.2006 to 31.12.2015			9300-34800			
Corresponding level w.e.f. 01.01.2016			Level-7			
Basic Pay From 01.01.1986 to 31.12.95	Basic Pay From 01.01.1996 to 09.10.97	Basic Pay From 10.10.1997 to 31.12.2005	Basic Pay From 01.01.2006 to 31.12.2015	Pay range during 01.01.2006 to 31.12.2015		Notional Pay as on 01.01.2016
				Minimum	Maximum	
1700	5620	6600	16880		17470	44900
1750	5620	6600	16880		17470	44900
1800	5620	6600	16880		17470	44900
1850	5775	6600	16880		17470	44900
1900	5775	6600	16880		17470	44900
1950	5930	6600	16880		17470	44900
2000	6085	6600	16880		17470	44900
2050	6240	6600	16880		17470	44900
2100	6395	6600	16880		17470	44900
2150	6550	6600	16880		17470	44900
2200	6705	6770	17200		17470	44900
2250	6860	6940	17510	17480	17970	46200
2300	7015	7110	17830	17480	17970	46200
2360	7170	7280	18150	17980	18520	47600
2420	7325	7450	18460	17980	18520	47600
	7480	7620	18780	18530	19060	49000
2480	7635	7790	19090	19070	19640	50500
2540	7790	7790	19090	19070	19640	50500
		7960	19410	19070	19640	50500
		8130	19730	19650	20230	52000
		8300	20040	19650	20230	52000
		8470	20360	20240	20850	53600
		8640	20680	20240	20850	53600
		8810	20990	20860	21470	55200
		8980	21310	20860	21470	55200
		9150	21620	21480	22140	56900
		9320	21940	21480	22140	56900
				22150	22800	58600
				22810	23500	60400
				23510	24200	62200
				24210	24940	64100
				24950	25680	66000
				25690	26450	68000
				26460	27230	70000
				27240	28050	72100
				28060	28910	74300
				28920	29760	76500
				29770	30660	78800
				30670	31590	81200
				31600	32520	83600
				32530	33500	86100
				33510	34510	88700



*Eranga*  
Sr.Accounts Officer



Table-27						
Concordance Table for Pensioner who retired in WO-IV(Mus)/ Z Pay Scales						
From 01.01.1986 to 31.12.1995				1700-50-2300-60-2540		
From 01.01.1996 to 9.10.1997				5620-155-8100		
From 10.10.1997 to 31.12.2005				6170-155-8650		
From 01.01.2006 to 31.12.2015				9300-34800		
Corresponding level w.e.f. 01.01.2016				Level-7		
Basic Pay From 01.01.1986 to 31.12.95	Basic Pay From 01.01.1996 to 09.10.97	Basic Pay From 10.10.1997 to 31.12.2005	Basic Pay From 01.01.2006 to 31.12.2015	Pay range during 01.01.2006 to 31.12.2015		Notional Pay as on 01.01.2016
				Minimum	Maximum	
1700	5620	6170	16880		17470	44900
1750	5620	6170	16880		17470	44900
1800	5620	6170	16880		17470	44900
1850	5775	6170	16880		17470	44900
1900	5775	6170	16880		17470	44900
1950	5930	6170	16880		17470	44900
2000	6085	6170	16880		17470	44900
2050	6240	6325	16880		17470	44900
2100	6395	6480	16880		17470	44900
2150	6550	6635	17200		17470	44900
2200	6705	6790	17510	17480	17970	46200
2250	6860	6945	17830	17480	17970	46200
2300	7015	7100	17830	17480	18520	47600
2360	7170	7255	18150	17980	18520	47600
2420	7325	7410	18460	17980	18520	47600
	7480	7565	18780	18530	19060	49000
2480	7635	7720	19090	19070	19640	50500
2540	7790	7875	19410	19070	19640	50500
		8030	19730	19650	20230	52000
		8185	20040	19650	20230	52000
		8340	20360	20240	20850	53600
		8495	20670	20240	20850	53600
		8650	20990	20860	21470	55200
			21310	20860	21470	55200
			21620	21480	22140	56900
			21940	21480	22140	56900
				22150	22800	58600
				22810	23500	60400
				23510	24200	62200
				24210	24940	64100
				24950	25680	66000
				25690	26450	68000
				26460	27230	70000
				27240	28050	72100
				28060	28910	74300
				28920	29760	76500
				29770	30660	78800
				30670	31590	81200
				31600	32520	83600
				32530	33500	86100
				33510	34510	88700



*Smt. P. J.*  
Sr. Accounts Officer

Table-28						
Concordance Table for Pensioner who retired in MWO-I/ X Pay Scales						
From 01.01.1986 to 31.12.1995		2250-60-2490-75-3240				
From 01.01.1996 to 9.10.1997		7400-200-10200				
From 10.10.1997 to 31.12.2005		7400-200-10200				
From 01.01.2006 to 31.12.2015		9300-34800				
Corresponding level w.e.f. 01.01.2016		Level-8				
Basic Pay From 01.01.1986 to 31.12.95	Basic Pay From 01.01.1996 to 09.10.97	Basic Pay From 10.10.1997 to 31.12.2005	Basic Pay From 01.01.2006 to 31.12.2015	Pay range during 01.01.2006 to 31.12.2015		Notional Pay as on 01.01.2016
				Minimum	Maximum	
					18520	47600
2250	7400	7400	18570	18530	19060	49000
2310	7400	7400	18570	18530	19060	49000
2370	7400	7400	18570	18530	19060	49000
2430	7600	7600	18940	18530	19060	49000
2490	7600	7600	18940	18530	19060	49000
2565	7800	7800	19310	19070	19640	50500
2640	8000	8000	19680	19650	20230	52000
2715	8200	8200	20060	19650	20230	52000
	8400	8400	20430	20240	20850	53600
2790	8600	8600	20800	20240	20850	53600
2865	8800	8800	21170	20860	21470	55200
2940	9000	9000	21540	21480	22140	56900
3015	9200	9200	21920	21480	22140	56900
3090	9400	9400	22290	22150	22800	58600
3165	9600	9600	22660	22150	22800	58600
3240	9800	9800	23030	22810	23500	60400
		10000	23400	22810	23500	60400
		10200	23780	23510	24200	62200
				24210	24940	64100
				24950	25680	66000
				25690	26450	68000
				26460	27230	70000
				27240	28050	72100
				28060	28910	74300
				28920	29760	76500
				29770	30660	78800
				30670	31590	81200
				31600	32520	83600
				32530	33500	86100
				33510	34510	88700
				34520	35560	91400
				35570	36610	94100

*[Signature]*  
Sr.Accounts Officer



Table-29						
Concordance Table for Pensioner who retired in MWO-II/ Y Pay Scales						
From 01.01.1986 to 31.12.1995		2050-60-2530-75-2980				
From 01.01.1996 to 9.10.1997		6750-200-9550				
From 10.10.1997 to 31.12.2005		6750-200-9550				
From 01.01.2006 to 31.12.2015		9300-34800				
Corresponding level w.e.f. 01.01.2016		Level-8				
Basic Pay From 01.01.1986 to 31.12.95	Basic Pay From 01.01.1996 to 09.10.97	Basic Pay From 10.10.1997 to 31.12.2005	Basic Pay From 01.01.2006 to 31.12.2015	Pay range during 01.01.2006 to 31.12.2015		Notional Pay as on 01.01.2016
				Minimum	Maximum	
2050	6750	6750	17360		18520	47600
2110	6750	6750	17360		18520	47600
2170	6750	6750	17360		18520	47600
2230	6950	6950	17730		18520	47600
2290	6950	6950	17730		18520	47600
2350	7150	7150	18100		18520	47600
2410	7350	7350	18480		18520	47600
2470	7550	7550	18850	18530	19060	49000
2530	7750	7750	19220	19070	19640	50500
2605	7950	7950	19590	19070	19640	50500
2680	8150	8150	19960	19650	20230	52000
2755	8350	8350	20340	20240	20850	53600
2830	8550	8550	20710	20240	20850	53600
0	0	8750	21080	20860	21470	55200
2905	8950	8950	21450	20860	21470	55200
2980	9150	9150	21820	21480	22140	56900
		9350	22200	22150	22800	58600
		9550	22570	22150	22800	58600
				22810	23500	60400
				23510	24200	62200
				24210	24940	64100
				24950	25680	66000
				25690	26450	68000
				26460	27230	70000
				27240	28050	72100
				28060	28910	74300
				28920	29760	76500
				29770	30660	78800
				30670	31590	81200
				31600	32520	83600
				32530	33500	86100
				33510	34510	88700
				34520	35560	91400
				35570	36610	94100



*Smt. J. H.*  
 Sr. Accounts Officer

Table-30						
Concordance Table for Pensioner who retired in MWO-III/Y Pay Scales						
From 01.01.1986 to 31.12.1995				2000-60-2540-75-2915		
From 01.01.1996 to 9.10.1997				6600-200-9400		
From 10.10.1997 to 31.12.2005				6750-200-9550		
From 01.01.2006 to 31.12.2015				9300-34800		
Corresponding level w.e.f. 01.01.2016				Level-8		
Basic Pay From 01.01.1986 to 31.12.95	Basic Pay From 01.01.1996 to 09.10.97	Basic Pay From 10.10.1997 to 31.12.2005	Basic Pay From 01.01.2006 to 31.12.2015	Pay range during 01.01.2006 to 31.12.2015		Notional Pay as on 01.01.2016
				Minimum	Maximum	
2000	6600	6750	17360		18520	47600
2060	6600	6750	17360		18520	47600
2120	6600	6750	17360		18520	47600
2180	6800	6950	17730		18520	47600
2240	6800	6950	17730		18520	47600
2300	7000	7150	18100		18520	47600
2360	7200	7350	18480		18520	47600
2420	7400	7550	18850	18530	19060	49000
2480	7600	7750	19220	19070	19640	50500
2540	7800	7950	19590	19070	19640	50500
2615	8000	8150	19960	19650	20230	52000
2690	8200	8350	20340	20240	20850	53600
2765	8400	8550	20710	20240	20850	53600
2840	8600	8750	21080	20860	21470	55200
2915	8800	8950	21450	20860	21470	55200
		9150	21820	21480	22140	56900
		9350	22200	22150	22800	58600
		9550	22570	22150	22800	58600
				22810	23500	60400
				23510	24200	62200
				24210	24940	64100
				24950	25680	66000
				25690	26450	68000
				26460	27230	70000
				27240	28050	72100
				28060	28910	74300
				28920	29760	76500
				29770	30660	78800
				30670	31590	81200
				31600	32520	83600
				32530	33500	86100
				33510	34510	88700
				34520	35560	91400
				35570	36610	94100

*[Signature]*  
Sr. Accounts Officer



Table-31						
Concordance Table for Pensioner who retired in MWO-IV/ Y Pay Scales						
From 01.01.1986 to 31.12.1995		2000-60-2540-75-2915				
From 01.01.1996 to 9.10.1997		6600-200-9400				
From 10.10.1997 to 31.12.2005		6750-200-9550				
From 01.01.2006 to 31.12.2015		9300-34800				
Corresponding level w.e.f. 01.01.2016		Level-8				
Basic Pay From 01.01.1986 to 31.12.95	Basic Pay From 01.01.1996 to 09.10.97	Basic Pay From 10.10.1997 to 31.12.2005	Basic Pay From 01.01.2006 to 31.12.2015	Pay range during 01.01.2006 to 31.12.2015		Notional Pay as on 01.01.2016
				Minimum	Maximum	
2000	6600	6750	17360		18520	47600
2060	6600	6750	17360		18520	47600
2120	6600	6750	17360		18520	47600
2180	6800	6950	17730		18520	47600
2240	6800	6950	17730		18520	47600
2300	7000	7150	18100		18520	47600
2360	7200	7350	18480		18520	47600
2420	7400	7550	18850	18530	19060	49000
2480	7600	7750	19220	19070	19640	50500
2540	7800	7950	19590	19070	19640	50500
2615	8000	8150	19960	19650	20230	52000
2690	8200	8350	20340	20240	20850	53600
2765	8400	8550	20710	20240	20850	53600
2840	8600	8750	21080	20860	21470	55200
2915	8800	8950	21450	20860	21470	55200
		9150	21820	21480	22140	56900
		9350	22200	22150	22800	58600
		9550	22570	22150	22800	58600
				22810	23500	60400
				23510	24200	62200
				24210	24940	64100
				24950	25680	66000
				25690	26450	68000
				26460	27230	70000
				27240	28050	72100
				28060	28910	74300
				28920	29760	76500
				29770	30660	78800
				30670	31590	81200
				31600	32520	83600
				32530	33500	86100
				33510	34510	88700
				34520	35560	91400
				35570	36610	94100

*Singh*  
Sr.Accounts Officer




Table-32						
Concordance Table for Pensioner who retired in MWO-IV(Mus)/ Z Pay Scales						
From 01.01.1986 to 31.12.1995		2000-60-2540-75-2915				
From 01.01.1996 to 9.10.1997		6600-200-9400				
From 10.10.1997 to 31.12.2005		6600-200-9400				
From 01.01.2006 to 31.12.2015		9300-34800				
Corresponding level w.e.f. 01.01.2016		Level-8				
Basic Pay From 01.01.1986 to 31.12.95	Basic Pay From 01.01.1996 to 09.10.97	Basic Pay From 10.10.1997 to 31.12.2005	Basic Pay From 01.01.2006 to 31.12.2015	Pay range during 01.01.2006 to 31.12.2015		Notional Pay as on 01.01.2016
				Minimum	Maximum	
2000	6600	6600	17360		18520	47600
2060	6600	6600	17360		18520	47600
2120	6600	6600	17360		18520	47600
2180	6800	6800	17730		18520	47600
2240	6800	6800	17730		18520	47600
2300	7000	7000	18100		18520	47600
2360	7200	7200	18480		18520	47600
2420	7400	7400	18850	18530	19060	49000
2480	7600	7600	19220	19070	19640	50500
2540	7800	7800	19590	19070	19640	50500
2615	8000	8000	19960	19650	20230	52000
2690	8200	8200	20340	20240	20850	53600
2765	8400	8400	20710	20240	20850	53600
2840	8600	8600	21080	20860	21470	55200
2915	8800	8800	21450	20860	21470	55200
		9000	21820	21480	22140	56900
		9200	22200	22150	22800	58600
		9400	22570	22150	22800	58600
				22810	23500	60400
				23510	24200	62200
				24210	24940	64100
				24950	25680	66000
				25690	26450	68000
				26460	27230	70000
				27240	28050	72100
				28060	28910	74300
				28920	29760	76500
				29770	30660	78800
				30670	31590	81200
				31600	32520	83600
				32530	33500	86100
				33510	34510	88700
				34520	35560	91400
				35570	36610	94100



*Tinghi*  
Sr. Accounts Officer

Table-33

37

## Concordance Table for Pensioner who retired in HFO Pay Scales

From 01.01.1986 to 31.12.1995				3300		
From 01.01.1996 to 9.10.1997				10500		
From 10.10.1997 to 31.12.2005				10500		
From 01.01.2006 to 31.12.2015				15600-39100		
Corresponding level w.e.f. 01.01.2016				Level-10		
Basic Pay From 01.01.1986 to 31.12.95	Basic Pay From 01.01.1996 to 09.10.97	Basic Pay From 10.10.1997 to 31.12.2005	Basic Pay From 01.01.2006 to 31.12.2015	Pay range during 01.01.2006 to 31.12.2015		Notional Pay as on 01.01.2016
				Minimum	Maximum	
					21820	56100
				21830	22490	57800
				22500	23150	59500
				23160	23850	61300
				23860	24550	63100
3300	10500	10500	24930	24560	25290	65000
				25300	26070	67000
				26080	26840	69000
				26850	27660	71100
				27670	28480	73200
				28490	29330	75400
				29340	30230	77700
				30240	31120	80000
				31130	32060	82400
				32070	33030	84900
				33040	34000	87400
				34010	35010	90000
				35020	36070	92700
				36080	37150	95500
				37160	38280	98400
				38290	39450	101400
				39460	40620	104400
				40630	41820	107500
				41830	43070	110700

Sr.Accounts Officer




Table-34

Concordance Table for Pensioner who retired in HFL Pay Scales						
From 01.01.1986 to 31.12.1995						3400
From 01.01.1996 to 9.10.1997						10850
From 10.10.1997 to 31.12.2005						10850
From 01.01.2006 to 31.12.2015						15600-39100
Corresponding level w.e.f. 01.01.2016				Level-10B		
Basic Pay From 01.01.1986 to 31.12.95	Basic Pay From 01.01.1996 to 09.10.97	Basic Pay From 10.10.1997 to 31.12.2005	Basic Pay From 01.01.2006 to 31.12.2015	Pay range during 01.01.2006 to 31.12.2015		Notional Pay as on 01.01.2016
				Minimum	Maximum	
					23850	61300
				23860	24550	63100
				24560	25290	65000
				25300	26070	67000
3400	10850	10850	26290	26080	26840	69000
				26850	27660	71100
				27670	28480	73200
				28490	29330	75400
				29340	30230	77700
				30240	31120	80000
				31130	32060	82400
				32070	33030	84900
				33040	34000	87400
				34010	35010	90000
				35020	36070	92700
				36080	37150	95500
				37160	38280	98400
				38290	39450	101400
				39460	40620	104400
				40630	41820	107500
				41830	43070	110700
				43080	44350	114000
				44360	45680	117400
				45690	47040	120900

*Singh*  
Sr. Accounts Officer





Hony Lt	
Pay on 01.01.1986	3300
Pay on 01.01.1996	10500
Pay Structure on 01.01.2006	15600-39100
Pay Level on 01.01.2016	Level 10

Pay on 01.01.86	Pay fixed on 01.01.1996	Pay fixed on 01.01.2006		Pay Range for pensioners retired during 01.01.2006 to 31.12.2015		Notional Pay as on 01.01.2016
		Band Pay	Grade Pay	Min	Max	
					21820	56100
				21830	22490	57800
				22500	23150	59500
				23160	23850	61300
				23860	24550	63100
3300	10500	19530	5400	24560	25290	65000
				25300	26070	67000
				26080	26840	69000
				26850	27660	71100
				27670	28480	73200
				28490	29330	75400
				29340	30230	77700
				30240	31120	80000
				31130	32060	82400
				32070	33030	84900
				33040	34000	87400
				34010	35010	90000
				35020	36070	92700
				36080	37150	95500
				37160	38280	98400
				38290	39450	101400
				39460	40620	104400
				40630	41820	107500
				41830	43070	110700

G

AAO

प्रदीप कुमार यादव / Pradeep Kumar Yadav  
स. ले. अ. (ले.प. 1) / AAO (AT-1)

*Daleep Sabni*

Sr AAO

दिलीप कुमार साबनी / Daleep Kumar  
वरिष्ठ लेखा अधिकारी / Sr. Accounts Officer



Hony Capt	
Pay on 01.01.1986	3400
Pay on 01.01.1996	10850
Pay Structure on 01.01.2006	15600-39100
Pay Level on 01.01.2016	Level 10B

Pay on 01.01.86	Pay fixed on 01.01.1996	Pay fixed on 01.01.2006		Pay Range for pensioners retired during 01.01.2006 to		Notional Pay as on 01.01.2016
		Band Pay	Grade Pay	Min	Max	
					23850	61300
				23860	24550	63100
				24560	25290	65000
				25300	26070	67000
3400	10850	20190	6100	26080	26840	69000
				26850	27660	71100
				27670	28480	73200
				28490	29330	75400
				29340	30230	77700
				30240	31120	80000
				31130	32060	82400
				32070	33030	84900
				33040	34000	87400
				34010	35010	90000
				35020	36070	92700
				36080	37150	95500
				37160	38280	98400
				38290	39450	101400
				39460	40620	104400
				40630	41820	107500
				41830	43070	110700
				43080	44350	114000
				44360	45680	117400
				45690	47040	120900

U  
AAO

प्रदीप कुमार यादव / Pradeep Kumar Yadav  
स. ले. अ. (ले.प. 1) / AAO (AT-I)

*Daleep Kumar Sabni*  
Sr. A.O.

दिलीप कुमार साबनी / Daleep Kumar Sabni  
वरिष्ठ लेखा अधिकारी / Sr. Accounts Officer



Point-wise explanation of transition of Pay in concordance table.

1. This concordance table comprises of transition of pay pertaining to Sailors from 3<sup>rd</sup> CPC to 7<sup>th</sup> CPC. ( Seven groups – X,Y,Z, Flight Engineers, Flight Signalers/Flight Gunners, Y Group (S/M, IMSF, Aviation, MA Part II), Z Group (S/M, IMSF).
2. As per Rule 11 of Special Navy Instructions No.1/S/86 "a sailor who has been drawing the maximum of his existing scale for more than one year as on 1<sup>st</sup> January 1986 shall be allowed the next increment in the revised scale with effect from 1<sup>st</sup> January 1986." The row starts with Max refer to the same condition.
3. SI stands for Stagnation increment. Those who reached Maximum of scale for more than two years are getting benefit of stagnation increment.
4. In calculation of increment for X-Group sailors in 6<sup>th</sup> CPC, X-pay may please be added to Basic and Grade Pay .X-Pay for sailors was 1400 during 6<sup>th</sup> CPC.
5. 6<sup>th</sup> and 7<sup>th</sup> CPC doesn't contain any provision regarding Max of Scale and Stagnation increment. Hence not considered.
6. On trade rationalization during the currency of 5<sup>th</sup> CPC, the personnel in the erstwhile "Spl. Group" drawing higher pay scales were transitioned to their respective pay groups as per their entry level qualification w.e.f 10 oct, 1997 in the lower pay scales with basic pay protection.

Formulae for Fixation of Pay from 3<sup>rd</sup> CPC to 4<sup>th</sup> CPC.

If 20% x of B.P (3<sup>rd</sup> CPC) Value is less than 75 then  
 B.P. + D.A. + A.D.A + ad hoc DA + IR -1 & IR-2 +75 = 4<sup>th</sup> CPC BP

Otherwise,

B.P. + D.A. + A.D.A + ad hoc DA + IR -1 & IR-2 + + 20% of B.P. = 4<sup>th</sup> CPC BP

Formulae for Fixation of Pay from 4<sup>th</sup> CPC to 5<sup>th</sup> CPC.

$2.98 \times (4^{\text{th}} \text{ CPC B.P}) + 100 = 5^{\text{th}} \text{ CPC BP}$

Formulae for Fixation of Pay from 5<sup>th</sup> CPC to 5<sup>th</sup> CPC (10-10-1997).

As per change of Scale if occur.

Formulae for Fixation of Pay from 5<sup>th</sup> CPC to 6<sup>th</sup> CPC.

- a. As per Appendix G to S NI 01/S/2008
- b. For X Group personnel add X Group Pay.

Formulae for Fixation of Pay from 6<sup>th</sup> CPC to 7<sup>th</sup> CPC.

As per Pay Matrix of 7<sup>th</sup> CPC

*Signature*  
AAO

*Signature*  
JAC



X Group - Notifiers

Concordance Table : Chief Petty Officer(A crp) (3/4 CPC) - X Grp (5/6/7 CPC)

42

Scale of Pay in the Pay band & Grade Pay at the time of Retirement :-

From 01 Jan 1973 to 31 Dec 1985	(3rd CPC) : 565-15-640	AI Calculated on BP+GP+XPay
From 01 Jan 1986 to 31 Dec 1995	(4th CPC) : 1880-40-2080-50-2730	
From 01 Jan 1996 to 09 Oct 1997	(5th CPC) : 6000-125-8250	
From 10 Oct 1997 to 31 Dec 2005	(5th CPC) : 6000-125-8250	
From 01 Jan 2006 to 31 Dec 2015	(6th CPC) : 9300-34800 + 4200 GP +1400 XPay	
Pay Level from 01 Jan 2016	(7th CPC) : Pay Matrix Level - 6	

Table - I

Basic Pay from 01/01/73 to 31/12/85	Basic Pay from 01/01/86 to 31/12/95	Basic Pay from 01/01/96 to 09/10/97	Basic Pay from 10/10/97 to 31/12/05	BPay + GPay from 01/01/06 to 31/12/15	VI CPC RANGE BPay + GPay From - To	Notional Pay as on 01/01/2016
					13500-13770	35400
					13780-14200	36500
					14210-14630	37600
					14640-15050	38700
565	1880	6000	6000	15360	15060-15520	39900
580	1880	6000	6000	15360	15060-15520	39900
595	1880	6000	6000	15360	15060-15520	39900
610	1880	6000	6000	15360	15060-15520	39900
625	1880	6000	6000	15360	15060-15520	39900
640	1920	6000	6000	15360	15060-15520	39900
Max 640	1960	6000	6000	15360	15060-15520	39900
SI-1 655	2000	6125	6125	15600	15530-15990	41100
SI-2 670	2040	6250	6250	15830	15530-15990	41100
SI-3 685	2080	6375	6375	16060	16000-16450	42300
0	2130	6500	6500	16290	16000-16450	42300
0	2180	6625	6625	16530	16460-16960	43600
0	2230	6750	6750	16760	16460-16960	43600
0	0	6875	6875	16990	16970-17470	44900
0	2280	7000	7000	17220	16970-17470	44900
0	2330	7125	7125	17460	16970-17470	44900
0	2380	7250	7250	17690	17480-17970	46200
0	2430	7375	7375	17920	17480-17970	46200
0	2480	7500	7500	18150	17980-18520	47600
0	0	7625	7625	18390	17980-18520	47600
0	2530	7750	7750	18620	18530-19060	49000
0	2580	7875	7875	18850	18530-19060	49000
0	2630	8000	8000	19080	19070-19640	50500
0	2680	8125	8125	19320	19070-19640	50500
0	2730	8250	8250	19550	19070-19640	50500
0	Max 2730	8250	8250	19550	19070-19640	50500
0	SI-1 2780	8250	8250	19550	19070-19640	50500
0	SI-2 2830	8250	8250	19550	19070-19640	50500
0	SI-3 2880	8250	8250	19550	19070-19640	50500
0	0	0	Max 8250	2080	19650-20230	52000
0	0	0	SI-1 8375	20120	20240-20850	53600



AA

SA

0	0	0	SI-2 8500	20660	20240-20850	5000
0	0	0	SI-3 8625	20900	20860-21470	55200
					21480-22140	56900
					22150-22800	58600
					22810-23500	60400
					23510-24200	62200
					24210-24940	64100
					24950-25680	66000
					25690-26450	68000
					26460-27230	70000
					27240-28050	72100
					28060-28910	74300
					28920-29760	76500
					29770-30660	78800
					30670-31590	81200
					31600-32520	83600
					32530-33500	86100
					33510-34510	88700
					34520-35560	91400
					35570-36610	94100
					36620-37700	96900
					37710-38830	99800
					38840-39000	102800

Remarks: Classification Allowance, X Group Pay and MSIP as applicable will also be added to Basic Pay for calculation of pension

Max - Drawing max of scale for more than one year  
SI - Stagnation Increment



Scale of Pay in the Pay band & Grade Pay at the time of Retirement :-

From 01 Jan 1973 to 31 Dec 1985 (3rd CPC) :	620-20-740	
From 01 Jan 1986 to 31 Dec 1995 (4th CPC) :	1980-50-2280-60-2580-75-2955	
From 01 Jan 1996 to 09 Oct 1997 (5th CPC) :	6495-175-9295	
From 10 Oct 1997 to 31 Dec 2005 (5th CPC) :	6750-190-9790	
From 01 Jan 2006 to 31 Dec 2015 (6th CPC) :	9300-34800 + 4600 GP +1400 XPay	AI Calculated on BP+GP+XPay
Pay Level from 01 Jan 2016 (7th CPC) :	Pay Matrix Level - 7	

Table-2

Basic Pay from 01/01/76 to 31/12/85	Basic Pay from 01/01/86 to 31/12/95	Basic Pay from 01/01/96 to 09/10/97	Basic Pay from 10/10/97 to 31/12/05	BPay + GPay from 01/01/06 to 31/12/15	VI CPC RANGE BPay + GPay From - To	Notional Pay as on 01/01/2016
620	1980	6495	6750	17160	13900-17470	44900
640	1980	6495	6750	17160	13900-17470	44900
660	1980	6495	6750	17160	13900-17470	44900
680	1980	6495	6750	17160	13900-17470	44900
0	2030	6495	6750	17160	13900-17470	44900
700	2080	6495	6750	17160	13900-17470	44900
720	2130	6495	6750	17160	13900-17470	44900
740	2180	6670	6750	17160	13900-17470	44900
Max 740	2230	6845	6940	17510	17480-17970	46200
SI-1 760	2280	7020	7130	17370	17480-17970	46200
SI-2 780	2340	7195	7320	18220	17980-18520	47600
SI-3 800	2400	7370	7510	18570	18530-19060	49000
0	2460	7545	7700	18930	18530-19060	49000
0	2520	7720	7890	19180	19070-19640	50500
0	2580	7895	8080	19330	19070-19640	50500
0	2655	8070	8080	19330	19070-19640	50500
0	2730	8245	8270	19390	19650-20230	52000
0	0	0	8460	20140	20240-20850	53600
0	2805	8595	8650	20690	20240-20850	53600
0	2880	8770	8840	21050	20860-21470	55200
0	2955	8945	9030	21400	20860-21470	55200
0	Max 2955	9120	9220	21750	21480-22140	56900
0	SI-1 3030	9295	9410	22110	21480-22140	56900
0	SI-2 3105	9295	9410	22110	21480-22140	56900
0	SI-3 3180	9295	9410	22110	21480-22140	56900
0	0	0	9600	22160	22150-22800	58600
0	0	0	9790	22310	22810-23500	60400
0	0	0	Max 9790	23340	23510-24200	62200
0	0	0	SI-1 9980	23310	23510-24200	62200
0	0	0	SI-2 10170	24370	24210-24940	64100
0	0	0	SI-3 10360	24330	24210-24940	64100
					24950-25680	66000
					25690-26450	68000
					26460-27230	70000
					27240-28050	72100



*Anshu*  
AA

*[Signature]*  
SA

					28060-28910	7000
					28920-29760	76500
					29770-30660	78800
					30670-31590	81200
					31600-32520	83600
					32530-33500	86100
					33510-34510	88700
					34520-35560	91400
					35570-36610	94100
					36620-37700	96900
					37710-38830	99800
					38840-39400	102800

Remarks: Classification Allowance, X Group Pay and MSP as applicable will also be added to Basic Pay for calculation of pension

Max - Drawing max of scale for more than one year  
SI - Stagnation Increment



Scale of Pay in the Pay band & Grade Pay at the time of Retirement :-

From 01 Jan 1973 to 31 Dec 1985 (3rd CPC) :	725-25-825	AI Calculated on BP+GP+XPay
From 01 Jan 1986 to 31 Dec 1995 (4th CPC) :	2250-60-2450-75-3240	
From 01 Jan 1996 to 09 Oct 1997 (5th CPC) :	7400-200-10200	
From 10 Oct 1997 to 31 Dec 2005 (5th CPC) :	7400-200-10200	
From 01 Jan 2006 to 31 Dec 2015 (6th CPC) :	9300-34800 + 4800 GP +1400 XPay	
Pay Level from 01 Jan 2016 (7th CPC) :	Pay Matrix Level - 8	

Table - 3

Basic Pay from 01/01/73 to 31/12/85	Basic Pay from 01/01/86 to 31/12/95	Basic Pay from 01/01/96 to 09/10/97	Basic Pay from 10/10/97 to 31/12/05	BPay + GPay from 01/01/06 to 31/12/15	VI CPC RANGE BPay + GPay From - To	Notional Pay as on 01/01/2016
					14100-18520	47600
725	2250	7400	7400	18570	18530-19060	49000
750	2250	7400	7400	18570	18530-19060	49000
775	2250	7400	7400	18570	18530-19060	49000
0	2310	7400	7400	18570	18530-19060	49000
800	2370	7400	7400	18570	18530-19060	49000
825	2430	7400	7400	18570	18530-19060	49000
Max 825	2490	7600	7600	18940	18530-19060	49000
SI-1 850	2565	7800	7800	19310	19070-19640	50500
SI-2 875	2640	8000	8000	19680	19650-20230	52000
SI-3 900	2715	8200	8200	20060	19650-20230	52000
0	0	0	8400	20430	20240-20850	53600
0	2790	8600	8600	20800	20240-20850	53600
0	2865	8800	8800	21170	20860-21470	55200
0	2940	9000	9000	21540	21480-22140	56900
0	3015	9200	9200	21920	21480-22140	56900
0	3090	9400	9400	22290	22150-22800	58600
0	3165	9600	9600	22660	22150-22800	58600
0	3240	9800	9800	23030	22810-23500	60400
0	Max 3240	10000	10000	23400	22810-23500	60400
0	SI-1 3315	10200	10200	23780	23510-24200	62200
0	SI-2 3390	10200	10200	23780	23510-24200	62200
0	SI-3 3465	10200	10200	23780	23510-24200	62200
0	0	0	Max 10400	24140	24210-24940	64100
0	0	0	SI-1 10400	24120	24210-24940	64100
0	0	0	SI-2 10600	25100	24950-25680	66000
0	0	0	SI-3 10800	25480	24950-25680	66000
					25690-26450	68000
					26460-27230	70000
					27240-28050	72100
					28060-28910	74300
					28920-29760	76500
					29770-30660	78800
					30670-31590	81200
					31600-32520	83600



*Anshu*  
ASD

*[Signature]*  
SAO



47

						32530-33500	8000
						33510-34510	88700
						34520-35560	91400
						35570-36610	94100
						36620-37700	96900
						37710-38830	99800
						38840-39600	102800

Remarks: Classification Allowance, X Group Pay and MSP as applicable will also be added to Basic Pay for calculation of pension

Max - Drawing max of scale for more than one year  
SI - Stagnation Increment



Scale of Pay in the Pay band & Grade Pay at the time of Retirement :-

From 01 Jan 1973 to 31 Dec 1985 (3rd CPC) : 240-6-246	AI Calculated on BP+GP+XPay
From 01 Jan 1986 to 31 Dec 1995 (4th CPC) : 1000-20-1020	
From 01 Jan 1996 to 09 Oct 1997 (5th CPC) : 3200-60-3260	
From 10 Oct 1997 to 31 Dec 2005 (5th CPC) : 4150-70-4360	
From 01 Jan 2006 to 31 Dec 2015 (6th CPC) : 5200-20200 + 2400 GP +1400 XPay	
Pay Level from 01 Jan 2016 (7th CPC) : Pay Matrix Level - 4	

Table-4

Basic Pay from 01/01/73 to 31/12/85	Basic Pay from 01/01/86 to 31/12/95	Basic Pay from 01/01/96 to 09/10/97	Basic Pay from 10/10/97 to 31/12/05	BPay + GPay from 01/01/06 to 31/12/15	VI CPC RANGE BPay + GPay From - To	Notional Pay as on 01/01/2016
					7600-9920	25500
240	1000	3200	4.50	10120	9930-10230	26300
246	1000	3200	4.50	10120	9930-10230	26300
Max 246	1020	3200	4.50	10120	9930-10230	26300
SI-1 252	1020	3200	4.50	10120	9930-10230	26300
SI-2 258	1020	3200	4.50	10120	9930-10230	26300
SI-3 264	1020	3200	4.50	10120	9930-10230	26300
0	Max 1020	3260	4.50	10120	9930-10230	26300
0	SI-1 1040	3260	4.50	10120	9930-10230	26300
0	SI-2 1060	3260	4.50	10120	9930-10230	26300
0	SI-3 1080	3260	4.50	10120	9930-10230	26300
0	0	0	4.20	10150	10240-10540	27100
0	0	0	4.90	10180	10240-10540	27100
0	0	0	4.60	10110	10240-10540	27100
0	0	0	Max 4.60	10170	10860-11160	28700
0	0	0	SI-1 4.30	11010	10860-11160	28700
0	0	0	SI-2 4.50	11140	10860-11160	28700
0	0	0	SI-3 4.50	11270	11170-11510	29600
					11520-11860	30500
					11870-12210	31400
					12220-12560	32300
					12570-12950	33300
					12960-13340	34300
					13350-13730	35300
					13740-14160	36400
					14170-14590	37500
					14600-15010	38600
					15020-15480	39800
					15490-15950	41000
					15960-16420	42200
					16430-16920	43500
					16930-17430	44800
					17440-17930	46100
					17940-18480	47500
					18490-19020	48900



*Anusha*  
A-10

*[Signature]*  
SAO

					19030-19610	5100
					19620-20190	51900
					20200-20810	53500
					20820-21430	55100
					21440-22100	56800
					22110-22600	58500

Remarks: Classification Allowance, X Group Pay and MSP as applicable will also be added to Basic Pay for calculation of pension

Max - Drawing max of scale for more than one year  
SI - Stagnation Increment



Scale of Pay in the Pay band & Grade Pay at the time of Retirement :-

From 01 Jan 1973 to 31 Dec 1985 (3rd CPC) : 300-8-308	AI Calculated on BP+GP+XPay
From 01 Jan 1986 to 31 Dec 1995 (4th CPC) : 1180-25-1265	
From 01 Jan 1996 to 09 Oct 1997 (5th CPC) : 4150-70-4360	
From 10 Oct 1997 to 31 Dec 2005 (5th CPC) : 4550-100-6350	
From 01 Jan 2006 to 31 Dec 2015 (6th CPC) : 5200-20200 + 2300 GP +1400 XPay	
Pay Level from 01 Jan 2016 (7th CPC) : Pay Matrix Level - 5	

Table-5

Basic Pay from 01/01/73 to 31/12/85	Basic Pay from 01/01/86 to 31/12/95	Basic Pay from 01/01/96 to 09/10/97	Basic Pay from 10/11/97 to 31/12/05	BPay + GPay from 01/01/06 to 31/12/15	VI CPC RANGE BPay + GPay From - To	Notional Pay as on 01/01/2016
300	1180	4150	4550	11270	8000-11360	29200
308	1180	4150	4550	11270	8000-11360	29200
Max 308	1205	4150	4550	11270	8000-11360	29200
SI-1 316	1205	4150	4550	11270	8000-11360	29200
SI-2 324	1205	4150	4550	11270	8000-11360	29200
SI-3 332	1205	4150	4550	11270	8000-11360	29200
0	Max 1205	4220	4550	11270	8000-11360	29200
0	SI-1 1230	4220	4550	11270	8000-11360	29200
0	SI-2 1255	4220	4550	11270	8000-11360	29200
0	SI-3 1280	4220	4550	11270	8000-11360	29200
0	0	0	4650	11450	11370-11710	30100
0	0	0	4750	11640	11370-11710	30100
0	0	0	4850	11830	11720-12060	31000
0	0	0	4950	12010	11720-12060	31000
0	0	0	5050	12200	12070-12410	31900
0	0	0	5150	12380	12070-12410	31900
0	0	0	5250	12570	12420-12800	32900
0	0	0	5350	12760	12420-12800	32900
0	0	0	5450	12940	12810-13190	33900
0	0	0	5550	13130	12810-13190	33900
0	0	0	5650	13310	13200-13570	34900
0	0	0	5750	13500	13200-13570	34900
0	0	0	5850	13690	13580-13960	35900
0	0	0	5950	13870	13580-13960	35900
0	0	0	6050	14060	13970-14390	37000
0	0	0	6150	14240	13970-14390	37000
0	0	0	6250	14430	14400-14820	38100
0	0	0	6350	14620	14400-14820	38100
0	0	0	Max 6350	15000	14830-15250	39200
0	0	0	SI-1 6450	15190	15260-15720	40400
0	0	0	SI-2 6550	15390	15260-15720	40400
0	0	0	SI-3 6650	15570	15260-15720	40400
					15730-16180	41600
					16190-16650	42800
					16660-17150	44100



*Signature*  
A.A.

*Signature*  
S.A.

					17160-17660	4000
					17670-18210	46800
					18220-18750	48200
					18760-19290	49600
					19300-19880	51100
					19890-20460	52600
					20470-21080	54200
					21090-21710	55800
					21720-22370	57500
					22380-23000	59200

57

Remarks: Classification Allowance, X Group pay and MSP as applicable will also be added to Basic Pay for calculation of pension

Max - Drawing max of scale for more than one year  
 SI - Stagnation Increment




Scale of Pay in the Pay band & Grade Pay at the time of Retirement :-

From 01 Jan 1973 to 31 Dec 1985 (3rd CPC) :	340-8-356	AI Calculated on BP+GP+XPay
From 01 Jan 1986 to 31 Dec 1995 (4th CPC) :	1300-25-1350	
From 01 Jan 1996 to 09 Oct 1997 (5th CPC) :	4150-70-4360	
From 10 Oct 1997 to 31 Dec 2005 (5th CPC) :	4550-100-6350	
From 01 Jan 2006 to 31 Dec 2015 (6th CPC) :	5200-20200 + 2800 GP +1400 XPay	
Pay Level from 01 Jan 2016 (7th CPC) :	Pay Matrix Level - 5	

Table - 6

Basic Pay from 01/01/76 to 31/12/85	Basic Pay from 01/01/86 to 31/12/95	Basic Pay from 01/01/96 to 09/10/97	Basic Pay from 10/10/97 to 31/12/05	BPay + GPay from 01/01/06 to 31/12/15	VI CPC RANGE BPay + GPay From - To	Notional Pay as on 01/01/2016
340	1300	4150	4550	11270	8000-11360	29200
348	1300	4150	4550	11270	8000-11360	29200
356	1300	4150	4550	11270	8000-11360	29200
Max 356	1325	4150	4550	11270	8000-11360	29200
SI-1 364	1350	4150	4550	11270	8000-11360	29200
SI-2 372	1350	4150	4550	11270	8000-11360	29200
SI-3 380	1350	4150	4550	11270	8000-11360	29200
0	Max 1350	4220	4550	11270	8000-11360	29200
0	SI-1 1375	4290	4550	11270	8000-11360	29200
0	SI-2 1400	4360	4550	11270	8000-11360	29200
0	SI-3 1425	4430	4550	11270	8000-11360	29200
0	0	0	4650	11450	11370-11710	30100
0	0	0	4750	11640	11370-11710	30100
0	0	0	4850	11830	11720-12060	31000
0	0	0	4950	12010	11720-12060	31000
0	0	0	5050	12200	12070-12410	31900
0	0	0	5150	12380	12070-12410	31900
0	0	0	5250	12570	12420-12800	32900
0	0	0	5350	12760	12420-12800	32900
0	0	0	5450	12940	12810-13190	33900
0	0	0	5550	13130	12810-13190	33900
0	0	0	5650	13310	13200-13570	34900
0	0	0	5750	13500	13200-13570	34900
0	0	0	5850	13690	13580-13960	35900
0	0	0	5950	13370	13580-13960	35900
0	0	0	6050	14060	13970-14390	37000
0	0	0	6150	14140	13970-14390	37000
0	0	0	6250	14130	14400-14820	38100
0	0	0	6350	14420	14400-14820	38100
0	0	0	Max 6350	15000	14830-15250	39200
0	0	0	SI-1 6450	15290	15260-15720	40400
0	0	0	SI-2 6550	15490	15260-15720	40400
0	0	0	SI-3 6650	15670	15260-15720	40400
					15730-16180	41600
					16190-16650	42800



*Handwritten signature*  
AAO

*Handwritten signature*  
SAO

					16660-17150	4000
					17160-17660	45400
					17670-18210	46800
					18220-18750	48200
					18760-19290	49600
					19300-19880	51100
					19890-20460	52600
					20470-21080	54200
					21090-21710	55800
					21720-22370	57500
					22380-23000	59200

Remarks: Classification Allowance, X-Group Pay and MSP as applicable will also be added to Basic Pay for calculation of pension

- Max - Drawing max of scale for more than one year
- SI - Stagnation increment




Scale of Pay in the Pay band & Grade Pay at the time of Retirement :-

From 01 Jan 1973 to 31 Dec 1985 (3rd CPC) : 391-10-441	AI Calculated on BP+GP+XPay
From 01 Jan 1986 to 31 Dec 1995 (4th CPC) : 1425-25-1550-40-2070	
From 01 Jan 1996 to 09 Oct 1997 (5th CPC) : 4550-100-6350	
From 10 Oct 1997 to 31 Dec 2005 (5th CPC) : 5120-100-7120	
From 01 Jan 2006 to 31 Dec 2015 (6th CPC) : 9300-34800 + 3400 GP +1400 XPay	
Pay Level from 01 Jan 2016 (7th CPC) : Pay Matrix Level - 5A	

Table-7

Basic Pay from 01/01/76 to 31/12/85	Basic Pay from 01/01/86 to 31/12/95	Basic Pay from 01/01/96 to 09/10/97	Basic Pay from 10/10/97 to 31/12/05	BPay + GPay from 01/01/06 to 31/12/15	VI CPC RANGE BPay + GPay From - To	Notional Pay as on 01/01/2016
391	1425	4550	5120	12930	12700-12950	33300
401	1425	4550	5120	12930	12700-12950	33300
411	1425	4550	5120	12930	12700-12950	33300
421	1425	4550	5120	12930	12700-12950	33300
431	1425	4550	5120	12930	12700-12950	33300
441	1450	4550	5120	12930	12700-12950	33300
Max 441	1475	4550	5120	12930	12700-12950	33300
SI-1 451	1500	4650	5120	12930	12700-12950	33300
SI-2 461	1525	4650	5120	12930	12700-12950	33300
SI-3 471	1550	4750	5120	12930	12700-12950	33300
0	1590	4850	5120	12930	12700-12950	33300
0	1630	5050	5120	12930	12700-12950	33300
0	1670	5150	5220	13110	12960-13340	34300
0	1710	5250	5320	13300	12960-13340	34300
0	1750	5350	5420	13490	13350-13730	35300
0	1790	5450	5520	13670	13350-13730	35300
0	0	0	5620	13860	13740-14160	36400
0	1830	5650	5720	14040	13740-14160	36400
0	1870	5750	5820	14230	14170-14590	37500
0	1910	5850	5920	14420	14170-14590	37500
0	1950	5950	6020	14600	14600-15010	38600
0	1990	6050	6120	14790	14600-15010	38600
0	2030	6150	6220	14970	14600-15010	38600
0	0	0	6320	15160	15020-15480	39800
0	Max 2070	6350	6420	15350	15020-15480	39800
0	2070	6350	6420	15350	15020-15480	39800
0	SI-1 2110	6350	6420	15350	15020-15480	39800
0	SI-2 2150	6350	6420	15350	15020-15480	39800
0	SI-3 2190	6350	6420	15350	15020-15480	39800
0	0	0	6520	15530	15490-15950	41000
0	0	0	6620	15720	15490-15950	41000
0	0	0	6720	15900	15490-15950	41000
0	0	0	6820	16090	15960-16420	42200
0	0	0	6920	16280	15960-16420	42200
0	0	0	7020	16460	16430-16920	43500



*Anand*  
AAO

*[Signature]*  
SA



0	0	0	7120	16650	16430-16920	47700
0	0	0	Max 7120	17200	16930-17430	44800
0	0	0	SI-1 7220	17380	16930-17430	44800
0	0	0	SI-2 7320	17580	17440-17930	46100
0	0	0	SI-3 7420	17770	17440-17930	46100
					17940-18480	47500
					18490-19020	48900
					19030-19610	50400
					19620-20190	51900
					20200-20810	53500
					20820-21430	55100
					21440-22100	56800
					22110-22760	58500
					22770-23460	60300
					23470-24160	62100
					24170-24900	64000
					24910-25640	65900
					25650-26420	67900
					26430-27190	69900
					27200-28010	72000
					28020-28870	74200
					28880-29720	76400
					29730-30620	78700
					30630-31550	81100
					31560-32490	83500
					32500-33460	86000
					33470-34470	88600
					34480-35520	91300
					35530-36570	94000
					36580-37660	96800
					37670-38200	99700

Remarks: Classification Allowance, X Group Pay and MSP as applicable will also be added to Basic Pay for calculation of pension

Max - Drawing max of scale for more than one year  
 SI - Stagnation Increment



Scale of Pay in the Pay band & Grade Pay at the time of Retirement :-

From 01 Jan 1973 to 31 Dec 1985 (3rd CPC) : 435-10-485	AI Calculated on BP+GP+XPay
From 01 Jan 1986 to 31 Dec 1995 (4th CPC) : 1600-25-1725-40-2085-50-2285	
From 01 Jan 1996 to 09 Oct 1997 (5th CPC) : 5120-100-7120	
From 10 Oct 1997 to 31 Dec 2005 (5th CPC) : 5120-100-7120	
From 01 Jan 2006 to 31 Dec 2015 (6th CPC) : 9300-34800 + 3400 GP +1400 XPay	
Pay Level from 01 Jan 2016 (7th CPC) : Pay Matrix Level - 5A	

Table-8

Basic Pay from 01/01/76 <sup>3</sup> to 31/12/85	Basic Pay from 01/01/86 to 31/12/95	Basic Pay from 01/01/96 to 09/10/97	Basic Pay from 10/11/97 to 31/12/05	BPay + GPay from 01/01/06 to 31/12/15	VI CPC RANGE BPay + GPay From - To	Notional Pay as on 01/01/2016
435	1600	5120	5120	12930	12700-12950	33300
445	1600	5120	5120	12930	12700-12950	33300
455	1600	5120	5120	12930	12700-12950	33300
465	1600	5120	5120	12930	12700-12950	33300
475	1600	5120	5120	12930	12700-12950	33300
485	1625	5120	5120	12930	12700-12950	33300
Max 485	1650	5120	5120	12930	12700-12950	33300
SI-1 495	1675	5220	5220	13110	12960-13340	34300
SI-2 505	1700	5220	5220	13110	12960-13340	34300
SI-3 515	1725	5320	5320	13300	12960-13340	34300
0	1765	5420	5420	13490	13350-13730	35300
0	1805	5520	5520	13670	13350-13730	35300
0	1845	5620	5620	13860	13740-14160	36400
0	1885	5720	5720	14040	13740-14160	36400
0	0	5820	5820	14230	14170-14590	37500
0	1925	5920	5920	14420	14170-14590	37500
0	1965	6020	6020	14600	14600-15010	38600
0	2005	6120	6120	14790	14600-15010	38600
0	2045	6220	6220	14970	14600-15010	38600
0	2085	6320	6320	15160	15020-15480	39800
0	0	6420	6420	15350	15020-15480	39800
0	2135	6520	6520	15530	15490-15950	41000
0	2185	6620	6620	15720	15490-15950	41000
0	0	6720	6720	15900	15490-15950	41000
0	2235	6820	6820	16090	15960-16420	42200
0	2285	6920	6920	16280	15960-16420	42200
0	Max 2285	7020	7020	16460	16430-16920	43500
0	SI-1 2335	7120	7120	16650	16430-16920	43500
0	SI-2 2385	7120	7120	16650	16430-16920	43500
0	SI-3 2435	7120	7120	16650	16430-16920	43500
0	0	0	Max 7120	17000	16930-17430	44800
0	0	0	SI-1 7220	17380	16930-17430	44800
0	0	0	SI-2 7320	17580	17440-17930	46100
0	0	0	SI-3 7420	17770	17440-17930	46100
					17940-18480	47500



*Amol*  
AAO

*SA*  
SAO

57

					18490-19020	44100
					19030-19610	50400
					19620-20190	51900
					20200-20810	53500
					20820-21430	55100
					21440-22100	56800
					22110-22760	58500
					22770-23460	60300
					23470-24160	62100
					24170-24900	64000
					24910-25640	65900
					25650-26420	67900
					26430-27190	69900
					27200-28010	72000
					28020-28870	74200
					28880-29720	76400
					29730-30620	78700
					30630-31550	81100
					31560-32490	83500
					32500-33460	86000
					33470-34470	88600
					34480-35520	91300
					35530-36570	94000
					36580-37660	96800
					37670-38200	99700

Remarks: Classification Allowance, X Group Pay and MSP as applicable will also be added to Basic Pay for calculation of pension

Max - Drawing max of scale for more than one year  
SI - Stagnation Increment




Scale of Pay in the Pay band & Grade Pay at the time of Retirement :-

From 01 Jan 1973 to 31 Dec 1985 (3rd CPC) :	500-10-550	AI Calculated on BP+GP+XPay
From 01 Jan 1986 to 31 Dec 1995 (4th CPC) :	1690-25-1815-41-2095-50-2395	
From 01 Jan 1996 to 09 Oct 1997 (5th CPC) :	5120-100-7120	
From 10 Oct 1997 to 31 Dec 2005 (5th CPC) :	5120-100-7120	
From 01 Jan 2006 to 31 Dec 2015 (6th CPC) :	9300-34800 + 3400 GP +1400 XPay	
Pay Level from 01 Jan 2016 (7th CPC) :	Pay Matrix Level - 5A	

Table - a

Basic Pay from 01/01/73 to 31/12/85	Basic Pay from 01/01/86 to 31/12/95	Basic Pay from 01/01/96 to 09/10/97	Basic Pay from 10/10/97 to 31/12/05	BPay + GPay from 01/01/06 to 31/12/15	VI CPC RANGE BPay + GPay From - To	Notional Pay as on 01/01/2016
0	0	0	520	12930	12700-12950	33300
500	1690	5220	520	13110	12960-13340	34300
510	1690	5220	520	13110	12960-13340	34300
520	1690	5220	520	13110	12960-13340	34300
530	1690	5220	520	13110	12960-13340	34300
540	1690	5220	520	13110	12960-13340	34300
550	1715	5220	520	13110	12960-13340	34300
Max 550	1740	5320	530	13300	12960-13340	34300
SI-1 560	1765	5420	540	13490	13350-13730	35300
SI-2 570	1790	5520	540	13670	13350-13730	35300
SI-3 580	1815	5520	540	13670	13350-13730	35300
0	0	5620	560	13860	13740-14160	36400
0	1855	5720	570	14040	13740-14160	36400
0	1895	5820	580	14230	14170-14590	37500
0	1935	5920	590	14120	14170-14590	37500
0	1975	6020	600	14600	14600-15010	38600
0	2015	6120	620	14790	14600-15010	38600
0	0	6220	620	14970	14600-15010	38600
0	2055	6320	630	15160	15020-15480	39800
0	2095	6420	640	15150	15020-15480	39800
0	2145	6520	640	15330	15490-15950	41000
0	0	6620	660	15720	15490-15950	41000
0	2195	6720	670	15900	15490-15950	41000
0	2245	6820	680	16090	15960-16420	42200
0	0	6920	690	16180	15960-16420	42200
0	2295	7020	700	16160	16430-16920	43500
0	2345	7120	720	16150	16430-16920	43500
0	Max 2395	7120	720	16150	16430-16920	43500
0	2395	7120	720	16150	16430-16920	43500
0	SI-1 2445	7120	720	16650	16430-16920	43500
0	SI-2 2495	7120	720	16650	16430-16920	43500
0	SI-3 2545	7120	720	16650	16430-16920	43500
0	0	0	Max 720	17100	16930-17430	44800
0	0	0	SI-1 720	17180	16930-17430	44800
0	0	0	SI-2 732	17180	17440-17930	46100



*Amol*  
AA

*SA*

0	0	0	SI-3 7420	17770	17440-17930	49 01
					17940-18480	47500
					18490-19020	48900
					19030-19610	50400
					19620-20190	51900
					20200-20810	53500
					20820-21430	55100
					21440-22100	56800
					22110-22760	58500
					22770-23460	60300
					23470-24160	62100
					24170-24900	64000
					24910-25640	65900
					25650-26420	67900
					26430-27190	69900
					27200-28010	72000
					28020-28870	74200
					28880-29720	76400
					29730-30620	78700
					30630-31550	81100
					31560-32490	83500
					32500-33460	86000
					33470-34470	88600
					34480-35520	91300
					35530-36570	94000
					36580-37660	96800
					37670-38200	99700

Remarks: Classification Allowance, X Group Pay and MSP as applicable will also be added to Basic Pay for calculation of pension

Max - Drawing max of scale for more than one year  
SI - Stagnation Increment



20


scale of Pay in the Pay band & Grade Pay at the time of Retirement :-

From 01 Jan 1973 to 31 Dec 1985 (3rd CPC) :	1000
From 01 Jan 1986 to 31 Dec 1995 (4th CPC) :	3300
From 01 Jan 1996 to 09 Oct 1997 (5th CPC) :	10500-0-10500
From 10 Oct 1997 to 31 Dec 2005 (5th CPC) :	10500-0-10500
From 01 Jan 2006 to 31 Dec 2015 (6th CPC) :	15600-39100 -- 5400 GP
Pay Level from 01 Jan 2016 (7th CPC) :	Pay Matrix Level - 10

Table - 10

Basic Pay from 01/01/73 to 31/12/85	Basic Pay from 01/01/86 to 31/12/95	Basic Pay from 01/01/96 to 09/10/97	Basic Pay from 10/10/97 to 31/12/05	BPay + GPay from 01/01/06 to 31/12/15	VI CPC RANGE BPay + GPay From - To	Notional Pay as on 01/01/2016
					21000-21820	56100
					21830-22490	57800
					22500-23150	59500
					23160-23850	61300
					23860-24550	63100
1000	3300	10500	10500	24930	24560-25290	65000
					25300-26070	67000
					26080-26840	69000
					26850-27660	71100
					27670-28480	73200
					28490-29330	75400
					29340-30230	77700
					30240-31120	80000
					31130-32060	82400
					32070-33030	84900
					33040-34000	87400
					34010-35010	90000
					35020-36070	92700
					36080-37150	95500
					37160-38280	98400
					38290-39450	101400
					39460-40620	104400
					40630-41820	107500
					41830-43070	110700
					43080-44350	114000
					44360-44500	117400

Remarks: Classification Allowance, X Group Pay and MSP as applicable will also be added to Basic Pay for calculation of pension



*Sharma*  
AAO

*Sharma*  
SAO

4


Table - 11

Scale of Pay in the Pay band & Grade Pay at the time of Retirement :-

From 01 Jan 1973 to 31 Dec 1985 (3rd CPC) :	1000
From 01 Jan 1986 to 31 Dec 1995 (4th CPC) :	3300
From 01 Jan 1996 to 09 Oct 1997 (5th CPC) :	10500-0-10500
From 10 Oct 1997 to 31 Dec 2005 (5th CPC) :	10500-0-10500
From 01 Jan 2006 to 31 Dec 2015 (6th CPC) :	15600-39100 + 5400 GP
Pay Level from 01 Jan 2016 (7th CPC) :	Pay Matrix Level - 10

Basic Pay from 01/01/73 to 31/12/85	Basic Pay from 01/01/86 to 31/12/95	Basic Pay from 01/01/96 to 09/10/97	Basic Pay from 10/10/97 to 31/12/05	BPay + GPay from 01/01/06 to 31/12/15	VI CPC RANGE BPay + GPAY From - To	Notional Pay as on 01/01/2016
					21000-21820	56100
					21830-22490	57800
					22500-23150	59500
					23160-23850	61300
					23860-24550	63100
1000	3300	10500	10500	24930	24560-25290	65000
					25300-26070	67000
					26080-26840	69000
					26850-27660	71100
					27670-28480	73200
					28490-29330	75400
					29340-30230	77700
					30240-31120	80000
					31130-32060	82400
					32070-33030	84900
					33040-34000	87400
					34010-35010	90000
					35020-36070	92700
					36080-37150	95500
					37160-38280	98400
					38290-39450	101400
					39460-40620	104400
					40630-41820	107500
					41830-43070	110700
					43080-44350	114000
					44360-44500	117400

Remarks: Classification Allowance, X Group Pay and MSP as applicable will also be added to Basic Pay for calculation of pension



Scale of Pay in the Pay band & Grade Pay at the time of Retirement :-

From 01 Jan 1973 to 31 Dec 1985 (3rd CPC)	: 1100
From 01 Jan 1986 to 31 Dec 1995 (4th CPC)	: 3400
From 01 Jan 1996 to 09 Oct 1997 (5th CPC)	: 10850-0-10850
From 10 Oct 1997 to 31 Dec 2005 (5th CPC)	: 10850-0-10850
From 01 Jan 2006 to 31 Dec 2015 (6th CPC)	: 15600-39100 + 6100 GP
Pay Level from 01 Jan 2016 (7th CPC)	: Pay Matrix Level - 10B

Table-12

Basic Pay from 01/01/73 to 31/12/85	Basic Pay from 01/01/86 to 31/12/95	Basic Pay from 01/01/96 to 09/10/97	Basic Pay from 10/10/97 to 31/12/05	BPay + GPay from 01/01/06 to 31/12/15	VI CPC RANGE BPay + GPay From - To	Notional Pay as on 01/01/2016
					21700-23850	61300
					23860-24550	63100
					24560-25290	65000
					25300-26070	67000
1100	3400	10850	10850	26290	26080-26840	69000
					26850-27660	71100
					27670-28480	73200
					28490-29330	75400
					29340-30230	77700
					30240-31120	80000
					31130-32060	82400
					32070-33030	84900
					33040-34000	87400
					34010-35010	90000
					35020-36070	92700
					36080-37150	95500
					37160-38280	98400
					38290-39450	101400
					39460-40620	104400
					40630-41820	107500
					41830-43070	110700
					43080-44350	114000
					44360-45200	117400

Remarks: Classification Allowance, X Group Pay and MSP as applicable will also be added to Basic Pay for calculation of pension



*Mukherjee*  
Ato

*SAT*



X Grp - FE

Concordance Table : Chief Petty Officer(5 Crp Flight Engg (4CPC) - x Grp (5/6/7 CPC))

03

Scale of Pay in the Pay band & Grade Pay at the time of Retirement :-

From 01 Jan 1973 to 31 Dec 1985 (3rd CPC) :		
From 01 Jan 1986 to 31 Dec 1995 (4th CPC) :	1920-40-2080-50-2780	
From 01 Jan 1996 to 09 Oct 1997 (5th CPC) :	6150-125-8400	
From 10 Oct 1997 to 31 Dec 2005 (5th CPC) :	6000-125-8250	
From 01 Jan 2006 to 31 Dec 2015 (6th CPC) :	9300-34800 + 4200 GP +1400 XPay	AI Calculated on BP+GP+XPay
Pay Level from 01 Jan 2016 (7th CPC) :	Pay Matrix Level - 6	

Table - 13

Basic Pay from 01/01/76 to 31/12/85	Basic Pay from 01/01/86 to 31/12/95	Basic Pay from 01/01/96 to 09/10/97	Basic Pay from 10/10/97 to 31/12/05	BPay + GPay from 01/01/06 to 31/12/15	VI CPC RANGE BPay + GPay From - To	Notional Pay as on 01/01/2016
					13500-13770	35400
					13780-14200	36500
					14210-14630	37600
					14640-15050	38700
0	0	0	600	15360	15060-15520	39900
0	0	0	6125	15600	15530-15990	41100
0	1920	6150	6250	15830	15530-15990	41100
0	1960	6150	6250	15830	15530-15990	41100
0	2000	6150	6250	15830	15530-15990	41100
0	2040	6275	6375	16060	16000-16450	42300
0	2080	6400	6500	16290	16000-16450	42300
0	2130	6525	6625	16530	16460-16960	43600
0	2180	6650	6750	16760	16460-16960	43600
0	2230	6775	6875	16990	16970-17470	44900
0	2280	6900	7000	17220	16970-17470	44900
0	0	7025	7125	17460	16970-17470	44900
0	2330	7150	7250	17690	17480-17970	46200
0	2380	7275	7375	17920	17480-17970	46200
0	2430	7400	7500	18150	17980-18520	47600
0	2480	7525	7625	18390	17980-18520	47600
0	2530	7650	7750	18620	18530-19060	49000
0	0	7775	7875	18850	18530-19060	49000
0	2580	7900	8000	19080	19070-19640	50500
0	2630	8025	8125	19320	19070-19640	50500
0	2680	8150	8250	19550	19070-19640	50500
0	2730	8275	8375	19780	19070-19640	50500
0	Max 2780	8400	8500	1950	19070-19640	50500
0	2780	8400	8500	1950	19070-19640	50500
0	SI-1 2830	8400	8500	1950	19070-19640	50500
0	SI-2 2880	8400	8500	1950	19070-19640	50500
0	SI-3 2930	8400	8500	1950	19070-19640	50500
0	0	0	Max 8550	2080	19650-20230	52000
0	0	0	SI-1 8675	20120	20240-20850	53600
0	0	0	SI-2 8800	20460	20240-20850	53600
0	0	0	SI-3 8925	20800	20860-21470	55200



*Amshu...*  
AAO

*dh*  
SAO

84

					21480-22140	56900
					22150-22800	58600
					22810-23500	60400
					23510-24200	62200
					24210-24940	64100
					24950-25680	66000
					25690-26450	68000
					26460-27230	70000
					27240-28050	72100
					28060-28910	74300
					28920-29760	76500
					29770-30660	78800
					30670-31590	81200
					31600-32520	83600
					32530-33500	86100
					33510-34510	88700
					34520-35560	91400
					35570-36610	94100
					36620-37700	96900
					37710-38830	99800
					38840-39000	102800

Remarks: Classification Allowance, X Group Pay and MSP as applicable will also be added to Basic Pay for calculation of pension

Max - Drawing max of scale for more than one year  
 SI - Stagnation Increment

*Amolay*  
 AAO

*[Signature]*  
 SAO



Scale of Pay in the Pay band & Grade Pay at the time of Retirement :-

From 01 Jan 1973 to 31 Dec 1985 (3rd CPC) :	1980-50-2280-60-2580-75-2955	
From 01 Jan 1986 to 31 Dec 1995 (4th CPC) :	6495-175-9295	
From 01 Jan 1996 to 09 Oct 1997 (5th CPC) :	6750-190-9790	
From 10 Oct 1997 to 31 Dec 2005 (5th CPC) :	9300-34800 + 4600 GP +1400 XPay	AI Calculated on BP+GP+XPay
From 01 Jan 2006 to 31 Dec 2015 (6th CPC) :	Pay Matrix Level - 7	
Pay Level from 01 Jan 2016 (7th CPC) :		

Table-14

Basic Pay from 01/01/73 to 31/12/85	Basic Pay from 01/01/86 to 31/12/95	Basic Pay from 01/01/96 to 09/10/97	Basic Pay from 10/10/97 to 31/12/05	BPay + GPay from 01/01/06 to 31/12/15	VI CPC RANGE BPay + GPay From - To	Notional Pay as on 01/01/2016
0	1980	6495	6750	17.60	13900-17470	44900
0	2030	6495	6750	17.60	13900-17470	44900
0	2080	6495	6750	17.60	13900-17470	44900
0	2130	6670	6750	17.60	13900-17470	44900
0	2180	6670	6750	17.60	13900-17470	44900
0	2230	6845	6940	17.510	17480-17970	46200
0	2280	7020	7130	17.370	17480-17970	46200
0	2340	7195	7320	18.120	17980-18520	47600
0	2400	7370	7510	18.170	18530-19060	49000
0	2460	7545	7700	18.130	18530-19060	49000
0	2520	7720	7890	19.180	19070-19640	50500
0	2580	7895	8080	19.130	19070-19640	50500
0	2655	8070	8080	19.130	19070-19640	50500
0	2730	8245	8270	19.190	19650-20230	52000
0	0	0	8460	20.140	20240-20850	53600
0	2805	8595	8650	20.190	20240-20850	53600
0	2880	8770	8840	21.150	20860-21470	55200
0	2955	8945	9030	21.100	20860-21470	55200
0	Max 2955	9120	9220	21.150	21480-22140	56900
0	SI-1 3030	9295	9410	22.10	21480-22140	56900
0	SI-2 3105	9295	9410	22.10	21480-22140	56900
0	SI-3 3180	9295	9410	22.10	21480-22140	56900
0	0	0	9600	22.160	22150-22800	58600
0	0	0	9790	22.110	22810-23500	60400
0	0	0	Max 9790	23.140	23510-24200	62200
0	0	0	SI-1 9980	23.110	23510-24200	62200
0	0	0	SI-2 10170	24.170	24210-24940	64100
0	0	0	SI-3 10360	24.130	24210-24940	64100
					24950-25680	66000
					25690-26450	68000
					26460-27230	70000
					27240-28050	72100
					28060-28910	74300
					28920-29760	76500
					29770-30660	78800



*Amudha*  
AAO

*SAO*  
SAO

86

					30670-31590	82200
					31600-32520	83600
					32530-33500	86100
					33510-34510	88700
					34520-35560	91400
					35570-36610	94100
					36620-37700	96900
					37710-38830	99800
					38840-39400	102800

Remarks: Classification Allowance, X Group Pay and MSP as applicable will also be added to Basic Pay for calculation of pension

Max - Drawing max of scale for more than one year  
SI - Stagnation Increment



Scale of Pay in the Pay band & Grade Pay at the time of Retirement :-

From 01 Jan 1973 to 31 Dec 1985 (3rd CPC) :	
From 01 Jan 1986 to 31 Dec 1995 (4th CPC) :	2250-60-2490-75-3240
From 01 Jan 1996 to 09 Oct 1997 (5th CPC) :	7400-200-10200
From 10 Oct 1997 to 31 Dec 2005 (5th CPC) :	7400-200-10200
From 01 Jan 2006 to 31 Dec 2015 (6th CPC) :	9300-34800 + 4800 GP +1400 XPay
Pay Level from 01 Jan 2016 (7th CPC) :	Pay Matrix Level - 8

AI Calculated on BP+GP+XPay

Table-15

Basic Pay from 01/01/73 to 31/12/85	Basic Pay from 01/01/86 to 31/12/95	Basic Pay from 01/01/96 to 09/10/97	Basic Pay from 10/10/97 to 31/12/05	BPay + GPa/ from 01/01/06 to 31/12/15	VI CPC RANGE BPay + GPay From - To	Notional Pay as on 01/01/2016
					14100-18520	47600
0	2250	7400	7400	18570	18530-19060	49000
0	2310	7400	7400	18570	18530-19060	49000
0	2370	7400	7400	18570	18530-19060	49000
0	2430	7600	7600	18940	18530-19060	49000
0	2490	7600	7600	18940	18530-19060	49000
0	2565	7800	7800	19110	19070-19640	50500
0	2640	8000	8000	19680	19650-20230	52000
0	2715	8200	8200	20060	19650-20230	52000
0	0	0	8400	20430	20240-20850	53600
0	2790	8600	8600	20800	20240-20850	53600
0	2865	8800	8800	21170	20860-21470	55200
0	2940	9000	9000	21540	21480-22140	56900
0	3015	9200	9200	21920	21480-22140	56900
0	3090	9400	9400	22290	22150-22800	58600
0	3165	9600	9600	22660	22150-22800	58600
0	3240	9800	9800	23030	22810-23500	60400
0	Max 3240	10000	10000	23400	22810-23500	60400
0	SI-1 3315	10200	10200	23780	23510-24200	62200
0	SI-2 3390	10200	10200	23780	23510-24200	62200
0	SI-3 3465	10200	10200	23780	23510-24200	62200
0	0	0	Max 10200	24140	24210-24940	64100
0	0	0	SI-1 10400	24520	24210-24940	64100
0	0	0	SI-2 10600	25100	24950-25680	66000
0	0	0	SI-3 10800	25480	24950-25680	66000
					25690-26450	68000
					26460-27230	70000
					27240-28050	72100
					28060-28910	74300
					28920-29760	76500
					29770-30660	78800
					30670-31590	81200
					31600-32520	83600
					32530-33500	86100
					33510-34510	88700



*Anshu*  
AAO


*SAO*  
SAO

(B)

					34520-35560	91400
					35570-36610	94100
					36620-37700	96900
					37710-38830	99800
					38840-39600	102800

Remarks: Classification Allowance, X Group Pay and MSP as applicable will also be added to Basic Pay for calculation of pension

Max - Drawing max of scale for more than one year  
SI - Stagnation Increment



\*Scale of Pay in the Pay band & Grade Pay at the time of Retirement :-

From 01 Jan 1973 to 31 Dec 1985 (3rd CPC) :	
From 01 Jan 1986 to 31 Dec 1995 (4th CPC) :	1460-25-1560-40-2080-50-2130
From 01 Jan 1996 to 09 Oct 1997 (5th CPC) :	4675-100-6475
From 10 Oct 1997 to 31 Dec 2005 (5th CPC) :	5120-100-7120
From 01 Jan 2006 to 31 Dec 2015 (6th CPC) :	9300-34800 + 3400 GP +1400 XPay
Pay Level from 01 Jan 2016 (7th CPC) :	Pay Matrix Level - 5A

AI Calculated on BP+GP+XPay

Table-16

Basic Pay from 01/01/73 to 31/12/85	Basic Pay from 01/01/86 to 31/12/95	Basic Pay from 01/01/96 to 09/10/97	Basic Pay from 10/10/97 to 31/12/05	BPay + GPay from 01/01/06 to 31/12/15	VI CPC RANGE BPay + GPay From - To	Notional Pay as on 01/01/2016
0	1460	4675	5120	12930	12700-12950	33300
0	1485	4675	5120	12930	12700-12950	33300
0	1510	4675	5120	12930	12700-12950	33300
0	1535	4675	5120	12930	12700-12950	33300
0	1560	4775	5120	12930	12700-12950	33300
0	1600	4875	5120	12930	12700-12950	33300
0	1640	5075	5120	12930	12700-12950	33300
0	1680	5175	5120	13110	12960-13340	34300
0	1720	5275	5120	13300	12960-13340	34300
0	1760	5375	5420	13490	13350-13730	35300
0	1800	5475	5520	13670	13350-13730	35300
0	0	0	5620	13860	13740-14160	36400
0	1840	5675	5720	14040	13740-14160	36400
0	1880	5775	5820	14230	14170-14590	37500
0	1920	5875	5920	14420	14170-14590	37500
0	1960	5975	6020	14600	14600-15010	38600
0	2000	6075	6120	14790	14600-15010	38600
0	0	0	6220	14970	14600-15010	38600
0	2040	6275	6320	15160	15020-15480	39800
0	2080	6375	6420	15350	15020-15480	39800
0	Max 2130	6475	6520	15530	15490-15950	41000
0	2130	6475	6520	15530	15490-15950	41000
0	SI-1 2180	6475	6520	15530	15490-15950	41000
0	SI-2 2230	6475	6520	15530	15490-15950	41000
0	SI-3 2280	6475	6520	15530	15490-15950	41000
0	0	0	6620	15720	15490-15950	41000
0	0	0	6720	15900	15490-15950	41000
0	0	0	6820	16090	15960-16420	42200
0	0	0	6920	16280	15960-16420	42200
0	0	0	7020	16460	16430-16920	43500
0	0	0	7120	16650	16430-16920	43500
0	0	0	Max 7220	17000	16930-17430	44800
0	0	0	SI-1 7220	17180	16930-17430	44800
0	0	0	SI-2 7320	17380	17440-17930	46100
0	0	0	SI-3 7420	17570	17440-17930	46100



*Arindam*  
AAs

*[Signature]*  
SAs

					17940-18480	48000
					18490-19020	48900
					19030-19610	50400
					19620-20190	51900
					20200-20810	53500
					20820-21430	55100
					21440-22100	56800
					22110-22760	58500
					22770-23460	60300
					23470-24160	62100
					24170-24900	64000
					24910-25640	65900
					25650-26420	67900
					26430-27190	69900
					27200-28010	72000
					28020-28870	74200
					28880-29720	76400
					29730-30620	78700
					30630-31550	81100
					31560-32490	83500
					32500-33460	86000
					33470-34470	88600
					34480-35520	91300
					35530-36570	94000
					36580-37660	96800
					37670-38200	99700

Remarks: Classification Allowance, X Group Pay and MSI as applicable will also be added to Basic Pay for calculation of pension

Max - Drawing max of scale for more than one year  
SI - Stagnation Increment





Scale of Pay in the Pay band & Grade Pay at the time of Retirement :-

From 01 Jan 1973 to 31 Dec 1985 (3rd CPC) :		
From 01 Jan 1986 to 31 Dec 1995 (4th CPC) :	1645-25-1720-40-2080-50-2380	
From 01 Jan 1996 to 09 Oct 1997 (5th CPC) :	5250-100-7250	
From 10 Oct 1997 to 31 Dec 2005 (5th CPC) :	5120-100-7120	
From 01 Jan 2006 to 31 Dec 2015 (6th CPC) :	9300-34800 + 3400 GP +1400 XPay	AI Calculated on BP+GP+XPay
Pay Level from 01 Jan 2016 (7th CPC) :	Pay Matrix Level - 5A	

Table-17

Basic Pay from 01/01/73 to 31/12/85	Basic Pay from 01/01/86 to 31/12/95	Basic Pay from 01/01/96 to 09/10/97	Basic Pay from 10/10/97 to 31/12/05	BPay + GPa' from 01/01/06 to 31/12/15	VI CPC RANGE BPay + GPay From - To	Notional Pay as on 01/01/2016
0	0	0	5120	12930	12700-12950	33300
0	0	0	5220	13110	12960-13340	34300
0	1645	5250	5320	13100	12960-13340	34300
0	1670	5250	5320	13100	12960-13340	34300
0	1695	5250	5320	13300	12960-13340	34300
0	1720	5350	5420	13490	13350-13730	35300
0	1760	5350	5420	13490	13350-13730	35300
0	0	0	5520	13670	13350-13730	35300
0	1800	5550	5620	13660	13740-14160	36400
0	1840	5650	5720	14140	13740-14160	36400
0	1880	5750	5820	14130	14170-14590	37500
0	1920	5850	5920	14120	14170-14590	37500
0	1960	5950	6020	14100	14600-15010	38600
0	0	0	6120	14790	14600-15010	38600
0	2000	6150	6220	14970	14600-15010	38600
0	2040	6250	6320	15160	15020-15480	39800
0	2080	6350	6420	15150	15020-15480	39800
0	2130	6450	6520	15130	15490-15950	41000
0	0	0	6620	15120	15490-15950	41000
0	2180	6650	6720	15100	15490-15950	41000
0	2230	6750	6820	16090	15960-16420	42200
0	0	0	6920	16180	15960-16420	42200
0	2280	6950	7020	16160	16430-16920	43500
0	2330	7050	7120	16150	16430-16920	43500
0	Max 2380	7250	7120	16150	16430-16920	43500
0	2380	7250	7120	16150	16430-16920	43500
0	SI-1 2430	7250	7120	16150	16430-16920	43500
0	SI-2 2480	7250	7120	16150	16430-16920	43500
0	SI-3 2530	7250	7120	16150	16430-16920	43500
0	0	0	Max 7120	17100	16930-17430	44800
0	0	0	SI-1 7220	17180	16930-17430	44800
0	0	0	SI-2 7320	17180	17440-17930	46100
0	0	0	SI-3 7420	17170	17440-17930	46100
					17940-18480	47500
					18490-19020	48900



*Handwritten signature*  
AAO

*Handwritten signature*  
SAO

32

					19030-19610	50400
					19620-20190	51900
					20200-20810	53500
					20820-21430	55100
					21440-22100	56800
					22110-22760	58500
					22770-23460	60300
					23470-24160	62100
					24170-24900	64000
					24910-25640	65900
					25650-26420	67900
					26430-27190	69900
					27200-28010	72000
					28020-28870	74200
					28880-29720	76400
					29730-30620	78700
					30630-31550	81100
					31560-32490	83500
					32500-33460	86000
					33470-34470	88600
					34480-35520	91300
					35530-36570	94000
					36580-37660	96800
					37670-38200	99700

Remarks: Classification Allowance, X Group Pay and MSP as applicable will also be added to Basic Pay for calculation of pension

Max - Drawing max of scale for more than one year  
SI - Stagnation Increment




" Scale of Pay in the Pay band & Grade Pay at the time of Retirement :-

From 01 Jan 1973 to 31 Dec 1985 (3rd CPC) :						
From 01 Jan 1986 to 31 Dec 1995 (4th CPC) :	1700-25-1850-40-2050-50-2400					
From 01 Jan 1996 to 09 Oct 1997 (5th CPC) :	5250-100-7250					
From 10 Oct 1997 to 31 Dec 2005 (5th CPC) :	5120-100-7120					
From 01 Jan 2006 to 31 Dec 2015 (6th CPC) :	9300-34800 + 3400 GP +1400 XPay					AI Calculated on BP+GP+XPay
Pay Level from 01 Jan 2016 (7th CPC) :	Pay Matrix Level - 5A					

Table-18

Basic Pay from 01/01/73 to 31/12/85	Basic Pay from 01/01/86 to 31/12/95	Basic Pay from 01/01/96 to 09/10/97	Basic Pay from 10/10/97 to 31/12/05	BPay + GPay from 01/01/06 to 31/12/15	VI CPC RANGE BPay + GPay From - To	Notional Pay as on 01/01/2016
0	0	0	5:20	12930	12700-12950	33300
0	0	0	5:20	13110	12960-13340	34300
0	1700	5250	5:20	13100	12960-13340	34300
0	1725	5250	5:20	13100	12960-13340	34300
0	0	0	5:20	13300	12960-13340	34300
0	1750	5350	5:20	13190	13350-13730	35300
0	1775	5450	5:20	13170	13350-13730	35300
0	1800	5550	5:20	13860	13740-14160	36400
0	1825	5550	5:20	13860	13740-14160	36400
0	1850	5650	5:20	14040	13740-14160	36400
0	1890	5750	5:20	14130	14170-14590	37500
0	0	0	5:20	14120	14170-14590	37500
0	1930	5950	6:20	14100	14600-15010	38600
0	1970	6050	6:20	14190	14600-15010	38600
0	2010	6150	6:20	14170	14600-15010	38600
0	2050	6250	6:20	15160	15020-15480	39800
0	0	0	6:20	15150	15020-15480	39800
0	2100	6450	6:20	15530	15490-15950	41000
0	2150	6550	6:20	15720	15490-15950	41000
0	0	0	6:20	15100	15490-15950	41000
0	2200	6750	6:20	16190	15960-16420	42200
0	2250	6850	6:20	16180	15960-16420	42200
0	0	0	7:20	16160	16430-16920	43500
0	2300	7050	7:20	16150	16430-16920	43500
0	2350	7150	7:20	16150	16430-16920	43500
0	Max 2400	7250	7:20	16150	16430-16920	43500
0	2400	7250	7:20	16150	16430-16920	43500
0	SI-1 2450	7250	7:20	16150	16430-16920	43500
0	SI-2 2500	7250	7:20	16150	16430-16920	43500
0	SI-3 2550	7250	7:20	16150	16430-16920	43500
0	0	0	Max 7:20	17100	16930-17430	44800
0	0	0	SI-1 7:20	17180	16930-17430	44800
0	0	0	SI-2 7:20	17180	17440-17930	46100
0	0	0	SI-3 7:20	17170	17440-17930	46100
					17940-18480	47500



Chudhan  
AAO

SAO

74

					18490-19020	500
					19030-19610	50400
					19620-20190	51900
					20200-20810	53500
					20820-21430	55100
					21440-22100	56800
					22110-22760	58500
					22770-23460	60300
					23470-24160	62100
					24170-24900	64000
					24910-25640	65900
					25650-26420	67900
					26430-27190	69900
					27200-28010	72000
					28020-28870	74200
					28880-29720	76400
					29730-30620	78700
					30630-31550	81100
					31560-32490	83500
					32500-33460	86000
					33470-34470	88600
					34480-35520	91300
					35530-36570	94000
					36580-37660	96800
					37670-38200	99700

Remarks: Classification Allowance, X Group Pay and MSP as applicable will also be added to Basic Pay for calculation of pension

Max - Drawing max of scale for more than one year  
SI - Stagnation Increment



Scale of Pay in the Pay band & Grade Pay at the time of Retirement :-

From 01 Jan 1973 to 31 Dec 1985 (3rd CPC) :	1000	
From 01 Jan 1986 to 31 Dec 1995 (4th CPC) :	3300	
From 01 Jan 1996 to 09 Oct 1997 (5th CPC) :	10500-0-10500	
From 10 Oct 1997 to 31 Dec 2005 (5th CPC) :	10500-0-10500	
From 01 Jan 2006 to 31 Dec 2015 (6th CPC) :	15600-39100 + 5400 GP +1400 XPay	AI Calculated on BP+GP+XPay
Pay Level from 01 Jan 2016 (7th CPC) :	Pay Matrix Level - 10	

Table-19

Basic Pay from 01/01/76 to 31/12/85	Basic Pay from 01/01/86 to 31/12/95	Basic Pay from 01/01/96 to 09/10/97	Basic Pay from 10/10/97 to 31/12/05	BPay + GPay from 01/01/06 to 31/12/15	VI CPC RANGE BPay + GPay From - To	Notional Pay as on 01/01/2016
					21000-21820	56100
					21830-22490	57800
					22500-23150	59500
					23160-23850	61300
					23860-24550	63100
1000	3300	10500	10500	24130	24560-25290	65000
					25300-26070	67000
					26080-26840	69000
					26850-27660	71100
					27670-28480	73200
					28490-29330	75400
					29340-30230	77700
					30240-31120	80000
					31130-32060	82400
					32070-33030	84900
					33040-34000	87400
					34010-35010	90000
					35020-36070	92700
					36080-37150	95500
					37160-38280	98400
					38290-39450	101400
					39460-40620	104400
					40630-41820	107500
					41830-43070	110700
					43080-44350	114000
					44360-44500	117400

Remarks: Classification Allowance, X Group Pay and MSP as applicable will also be added to Basic Pay for calculation of pension.

Max - Drawing max of scale for more than one year  
SI - Stagnation Increment



*Dushay*  
AAO

*San*  
SAO



Table-20

Scale of Pay in the Pay band & Grade Pay at the time of Retirement :-

From 01 Jan 1973 to 31 Dec 1985 (3rd CPC) :	1000	
From 01 Jan 1986 to 31 Dec 1995 (4th CPC) :	3300	
From 01 Jan 1996 to 09 Oct 1997 (5th CPC) :	10500-0-10500	
From 10 Oct 1997 to 31 Dec 2005 (5th CPC) :	10500-0-10500	
From 01 Jan 2006 to 31 Dec 2015 (6th CPC) :	15600-39100 + 5400 GP +1400 XPay	AI Calculated on BP+GP+XPay
Pay Level from 01 Jan 2016 (7th CPC) :	Pay Matrix Level - 10	

Basic Pay from 01/01/73 to 31/12/85	Basic Pay from 01/01/86 to 31/12/95	Basic Pay from 01/01/96 to 09/10/97	Basic Pay from 10/10/97 to 31/12/05	BPay + GPay from 01/01/06 to 31/12/15	VI CPC RANGE BPay + GPay From - To	Notional Pay as on 01/01/2016
					21000-21820	56100
					21830-22490	57800
					22500-23150	59500
					23160-23850	61300
					23860-24550	63100
1000	3300	10500	10500	24930	24560-25290	65000
					25300-26070	67000
					26080-26840	69000
					26850-27660	71100
					27670-28480	73200
					28490-29330	75400
					29340-30230	77700
					30240-31120	80000
					31130-32060	82400
					32070-33030	84900
					33040-34000	87400
					34010-35010	90000
					35020-36070	92700
					36080-37150	95500
					37160-38280	98400
					38290-39450	101400
					39460-40620	104400
					40630-41820	107500
					41830-43070	110700
					43080-44350	114000
					44360-44500	117400

Remarks: Classification Allowance, X Group Pay and MSP as applicable will also be added to Basic Pay for calculation of pension

Max - Drawing max of scale for more than one year  
 SI - Stagnation Increment



Scale of Pay in the Pay band & Grade Pay at the time of Retirement :-

From 01 Jan 1973 to 31 Dec 1985 (3rd CPC) :	1100	
From 01 Jan 1986 to 31 Dec 1995 (4th CPC) :	3400	
From 01 Jan 1996 to 09 Oct 1997 (5th CPC) :	10850-0-10850	
From 10 Oct 1997 to 31 Dec 2005 (5th CPC) :	10850-0-10850	
From 01 Jan 2006 to 31 Dec 2015 (6th CPC) :	15600-39:00 + 6100 GP +1400 XPay	AI Calculated on 3P+GP+XPay
Pay Level From 01 Jan 2016 (7th CPC) :	Pay Matrix Level - 10B	

Table - 21

Basic Pay from 01/01/73 to 31/12/85	Basic Pay from 01/01/86 to 31/12/95	Basic Pay from 01/01/96 to 09/10/97	Basic Pay from 10/10/97 to 31/12/05	BPay + GPay from 01/01/06 to 31/12/15	VI CPC RANGE BPay + GPay From - To	Notional Pay as on 01/01/2016
					21700-23850	61300
					23860-24550	63100
					24560-25290	65000
					25300-26070	67000
1100	3400	10850	10850	26290	26080-26840	69000
					26850-27660	71100
					27670-28480	73200
					28490-29330	75400
					29340-30230	77700
					30240-31120	80000
					31130-32060	82400
					32070-33030	84900
					33040-34000	87400
					34010-35010	90000
					35020-36070	92700
					36080-37150	95500
					37160-38280	98400
					38290-39450	101400
					39460-40620	104400
					40630-41820	107500
					41830-43070	110700
					43080-44350	114000
					44360-45200	117400

Remarks: Classification Allowance, X Group Pay and MSP as applicable will also be added to Basic Pay for calculation of pension

Max - Drawing max of scale for more than one year  
SI - Stagnation Increment



*Arusha*  
AA


*[Signature]*  
SA

Scale of Pay in the Pay band & Grade Pay at the time of Retirement :-

From 01 Jan 1973 to 31 Dec 1985 (3rd CPC) :	230-6-242
From 01 Jan 1986 to 31 Dec 1995 (4th CPC) :	960-20-1000
From 01 Jan 1996 to 09 Oct 1997 (5th CPC) :	3080-60-3200
From 10 Oct 1997 to 31 Dec 2005 (5th CPC) :	3325-60-3445
From 01 Jan 2006 to 31 Dec 2015 (6th CPC) :	5200-20200 + 2000 GP
Pay Level from 01 Jan 2016 (7th CPC) :	Pay Matrix Level - 3

Table-22

Basic Pay from 01/01/73 to 31/12/85	Basic Pay from 01/01/86 to 31/12/95	Basic Pay from 01/01/96 to 09/10/97	Basic Pay from 10/10/97 to 31/12/05	BPay + GPay from 01/01/06 to 31/12/15	VI CPC RANGE BPay + GPay From - To	Notional Pay as on 01/01/2016
230	960	3080	3325	8250	7200-8440	21700
236	960	3080	3325	8250	7200-8440	21700
242	960	3080	3325	8250	7200-8440	21700
Max 242	980	3080	3325	8250	7200-8440	21700
SI-1 248	1000	3140	3325	8250	7200-8440	21700
SI-2 254	1000	3140	3325	8250	7200-8440	21700
SI-3 260	1000	3140	3325	8250	7200-8440	21700
0	Max 1000	3200	3325	8250	7200-8440	21700
0	SI-1 1020	3200	3325	8250	7200-8440	21700
0	SI-2 1040	3200	3325	8250	7200-8440	21700
0	SI-3 1060	3200	3325	8250	7200-8440	21700
0	0	3445	3445	8640	8450-8710	22400
0	0	0	Max 3445	8900	8720-8980	23100
0	0	0	SI-1 3505	8900	8720-8980	23100
0	0	0	SI-2 3565	9110	8990-9260	23800
0	0	0	SI-3 3625	9110	8990-9260	23800
					9270-9530	24500
					9540-9800	25200
					9810-10110	26000
					10120-10420	26800
					10430-10730	27600
					10740-11050	28400
					11060-11400	29300
					11410-11750	30200
					11760-12100	31100
					12110-12450	32000
					12460-12840	33000
					12850-13220	34000
					13230-13610	35000
					13620-14040	36100
					14050-14470	37200
					14480-14900	38300
					14910-15330	39400
					15340-15790	40600
					15800-16260	41800



*Signature*  
Ato

*Signature*  
Ato



					16270-16770	3100
					16780-17270	44400
					17280-17780	45700
					17790-18320	47100
					18330-18870	48500
					18880-19450	50000
					19460-20030	51500
					20040-20620	53000
					20630-21240	54600
					21250-21860	56200
					21870-22200	57900

79

Remarks: Classification Allowance, X Group Pay and MSP as applicable will also be added to Basic Pay for calculation of pension

Max - Drawing max of scale for more than one year  
SI - Stagnation Increment



Scale of Pay in the Pay band & Grade Pay at the time of Retirement :-

From 01 Jan 1973 to 31 Dec 1985	(3rd CPC) : 240-6-312
From 01 Jan 1986 to 31 Dec 1995	(4th CPC) : 1000-20-1240
From 01 Jan 1996 to 09 Oct 1997	(5th CPC) : 3200-60-4100
From 10 Oct 1997 to 31 Dec 2005	(5th CPC) : 3650-60-4550
From 01 Jan 2006 to 31 Dec 2015	(6th CPC) : 5200-20200 + 2000 GP
Pay Level from 01 Jan 2016	(7th CPC) : Pay Matrix Level - 3

Table - 23

Basic Pay from 01/01/73 to 31/12/85	Basic Pay from 01/01/86 to 31/12/95	Basic Pay from 01/01/96 to 09/10/97	Basic Pay from 10/10/97 to 31/12/05	BPay + GPay from 01/01/06 to 31/12/15	VI CPC RANGE BPay + GPay From - To	Notional Pay as on 01/01/2016
					7200-8440	21700
					8450-8710	22400
					8720-8980	23100
240	1000	3200	3650	9050	8990-9260	23800
246	1000	3200	3650	9050	8990-9260	23800
252	1000	3200	3650	9050	8990-9260	23800
258	1000	3200	3650	9050	8990-9260	23800
264	1000	3200	3650	9050	8990-9260	23800
270	1020	3200	3650	9050	8990-9260	23800
276	1020	3200	3650	9050	8990-9260	23800
282	1020	3200	3650	9050	8990-9260	23800
0	1040	3200	3650	9050	8990-9260	23800
288	1060	3260	3650	9050	8990-9260	23800
294	1060	3260	3650	9050	8990-9260	23800
0	1080	3320	3650	9050	8990-9260	23800
300	1100	3380	3650	9050	8990-9260	23800
306	1120	3440	3650	9050	8990-9260	23800
312	1120	3440	3650	9050	8990-9260	23800
Max 312	1140	3500	3650	9050	8990-9260	23800
SI-1 318	1160	3560	3650	9050	8990-9260	23800
SI-2 324	1180	3620	3650	9050	8990-9260	23800
SI-3 330	1200	3680	3710	9050	8990-9260	23800
0	1220	3740	3770	9170	9270-9530	24500
0	1240	3800	3830	9170	9270-9530	24500
0	Max 1240	3860	3890	9490	9270-9530	24500
0	SI-1 1260	3920	3950	9490	9270-9530	24500
0	SI-2 1280	3980	4010	9500	9270-9530	24500
0	SI-3 1300	4040	4070	9170	9540-9800	25200
0	0	0	4490	10160	10120-10420	26800
0	0	0	4550	10170	10430-10730	27600
0	0	0	Max 4550	10190	10740-11050	28400
0	0	0	SI-1 4610	10100	10740-11050	28400
0	0	0	SI-2 4670	11110	10740-11050	28400
0	0	0	SI-3 4730	11130	11060-11400	29300
					11410-11750	30200



*Anshu*  
AO

*[Signature]*  
SAO

					11760-12100	4100
					12110-12450	32000
					12460-12840	33000
					12850-13220	34000
					13230-13610	35000
					13620-14040	36100
					14050-14470	37200
					14480-14900	38300
					14910-15330	39400
					15340-15790	40600
					15800-16260	41800
					16270-16770	43100
					16780-17270	44400
					17280-17780	45700
					17790-18320	47100
					18330-18870	48500
					18880-19450	50000
					19460-20030	51500
					20040-20620	53000
					20630-21240	54600
					21250-21860	56200
					21870-22200	57900

81

Remarks: Classification Allowance, X Group Pay and MSP as applicable will also be added to Basic Pay for calculation of pension

Max - Drawing max of scale for more than one year  
 SI - Stagnation Increment



Scale of Pay in the Pay band & Grade Pay at the time of Retirement :-

From 01 Jan 1973 to 31 Dec 1985 (3rd CPC) :	250-6-310-8-326
From 01 Jan 1986 to 31 Dec 1995 (4th CPC) :	1040-20-1200-25-1375
From 01 Jan 1996 to 09 Oct 1997 (5th CPC) :	3320-70-4370
From 10 Oct 1997 to 31 Dec 2005 (5th CPC) :	3900-70-4950
From 01 Jan 2006 to 31 Dec 2015 (6th CPC) :	5200-20200 + 2400 GP
Pay Level from 01 Jan 2016 (7th CPC) :	Pay Matrix Level - 4

Table-24

Basic Pay from 01/01/76 to 31/12/85	Basic Pay from 01/01/86 to 31/12/95	Basic Pay from 01/01/96 to 09/10/97	Basic Pay from 10/10/97 to 31/12/05	BPay + GPay from 01/01/06 to 31/12/15	VI CPC RANGE BPay + GPay From - To	Notional Pay as on 01/01/2016
250	1040	3320	3900	9890	7600-9920	25500
256	1040	3320	3900	9890	7600-9920	25500
262	1040	3320	3900	9890	7600-9920	25500
268	1040	3320	3900	9890	7600-9920	25500
274	1040	3320	3900	9890	7600-9920	25500
280	1060	3320	3900	9890	7600-9920	25500
286	1060	3320	3900	9890	7600-9920	25500
292	1060	3320	3900	9890	7600-9920	25500
298	1080	3320	3900	9890	7600-9920	25500
304	1100	3390	3900	9890	7600-9920	25500
310	1120	3460	3900	9890	7600-9920	25500
318	1140	3530	3900	9890	7600-9920	25500
326	1160	3600	3900	9890	7600-9920	25500
Max 326	1180	3670	3900	9890	7600-9920	25500
SI-1 334	1200	3740	3900	9890	7600-9920	25500
SI-2 342	1225	3810	3900	9890	7600-9920	25500
SI-3 350	1250	3880	3900	9890	7600-9920	25500
0	1275	3950	3970	9890	7600-9920	25500
0	1300	4020	4040	9920	7600-9920	25500
0	1325	4090	4110	10050	9930-10230	26300
0	1350	4160	4180	10180	9930-10230	26300
0	1375	4230	4250	10310	10240-10540	27100
0	Max 1375	4300	4320	10440	10240-10540	27100
0	SI-1 1400	4370	4390	10570	10550-10850	27900
0	SI-2 1425	4370	4390	10570	10550-10850	27900
0	SI-3 1450	4370	4390	10570	10550-10850	27900
0	0	0	4460	10700	10550-10850	27900
0	0	0	4530	10830	10550-10850	27900
0	0	0	4600	10960	10860-11160	28700
0	0	0	4670	11090	10860-11160	28700
0	0	0	4740	11220	11170-11510	29600
0	0	0	4810	11350	11170-11510	29600
0	0	0	4880	11480	11170-11510	29600
0	0	0	4950	11610	11520-11860	30500
0	0	0	Max 4950	11760	11870-12210	31400



*Signature*  
AA

*Signature*  
SA

0	0	0	SI-1 5020	12100	11870-12210	1400
0	0	0	SI-2 5090	12230	12220-12560	32300
0	0	0	SI-3 5160	12360	12220-12560	32300
					12570-12950	33300
					12960-13340	34300
					13350-13730	35300
					13740-14160	36400
					14170-14590	37500
					14600-15010	38600
					15020-15480	39800
					15490-15950	41000
					15960-16420	42200
					16430-16920	43500
					16930-17430	44800
					17440-17930	46100
					17940-18480	47500
					18490-19020	48900
					19030-19610	50400
					19620-20190	51900
					20200-20810	53500
					20820-21430	55100
					21440-22100	56800
					22110-22600	58500

Remarks: Classification Allowance, X Group Pay and MSP as applicable will also be added to Basic Pay for calculation of pension

Max - Drawing max of scale for more than one year  
SI - Stagnation Increment



Scale of Pay in the Pay band & Grade Pay at the time of Retirement :-

From 01 Jan 1973 to 31 Dec 1985 (3rd CPC) :	300-8-380
From 01 Jan 1986 to 31 Dec 1995 (4th CPC) :	1180-25-1430-30-1580
From 01 Jan 1996 to 09 Oct 1997 (5th CPC) :	3775-85-5050
From 10 Oct 1997 to 31 Dec 2005 (5th CPC) :	4320-85-5555
From 01 Jan 2006 to 31 Dec 2015 (6th CPC) :	5200-20200 + 2300 GP
Pay Level from 01 Jan 2016 (7th CPC) :	Pay Matrix Level - 5

Table-25

Basic Pay from 01/01/76 to 31/12/85	Basic Pay from 01/01/86 to 31/12/95	Basic Pay from 01/01/96 to 09/10/97	Basic Pay from 10/10/97 to 31/12/05	BPay + GPay from 01/01/06 to 31/12/15	VI CPC RANGE BPay + GPay From - To	Notional Pay as on 01/01/2016
300	1180	3775	4320	10340	8000-11360	29200
308	1180	3775	4320	10340	8000-11360	29200
316	1180	3775	4320	10340	8000-11360	29200
324	1180	3775	4320	10340	8000-11360	29200
332	1180	3775	4320	10340	8000-11360	29200
340	1205	3775	4320	10340	8000-11360	29200
348	1205	3775	4320	10340	8000-11360	29200
356	1230	3775	4320	10340	8000-11360	29200
364	1255	3860	4320	10340	8000-11360	29200
372	1280	3945	4320	10340	8000-11360	29200
380	1305	4030	4320	10340	8000-11360	29200
Max 380	1330	4115	4320	10340	8000-11360	29200
SI-1 388	1355	4200	4320	10340	8000-11360	29200
SI-2 396	1380	4285	4320	10340	8000-11360	29200
SI-3 404	1405	4370	4405	11000	8000-11360	29200
0	1430	4370	4405	11000	8000-11360	29200
0	1460	4455	4490	11600	8000-11360	29200
0	0	0	4575	11110	8000-11360	29200
0	1490	4625	4660	11470	11370-11710	30100
0	1520	4710	4745	11630	11370-11710	30100
0	1550	4795	4830	11790	11720-12060	31000
0	1580	4880	4915	11950	11720-12060	31000
0	Max 1580	4965	5000	12000	12070-12410	31900
0	SI-1 1610	5050	5085	12060	12070-12410	31900
0	SI-2 1640	5050	5085	12060	12070-12410	31900
0	SI-3 1670	5050	5085	12060	12070-12410	31900
0	0	0	5170	12420	12420-12800	32900
0	0	0	5255	12580	12420-12800	32900
0	0	0	5340	12740	12420-12800	32900
0	0	0	5425	12900	12810-13190	33900
0	0	0	5510	13050	12810-13190	33900
0	0	0	5595	13210	13200-13570	34900
0	0	0	Max 5595	13310	13580-13960	35900
0	0	0	SI-1 5680	13480	13580-13960	35900
0	0	0	SI-2 5765	13640	13580-13960	35900



*Amol...*  
AAO

*SA*

0	0	0	SI-3 5850	14100	13970-14390	17000
					14400-14820	38100
					14830-15250	39200
					15260-15720	40400
					15730-16180	41600
					16190-16650	42800
					16660-17150	44100
					17160-17660	45400
					17670-18210	46800
					18220-18750	48200
					18760-19290	49600
					19300-19880	51100
					19890-20460	52600
					20470-21080	54200
					21090-21710	55800
					21720-22370	57500
					22380-23000	59200

85

Remarks: Classification Allowance, X Group Pay and MSP as applicable will also be added to Basic Pay for calculation of pension

Max - Drawing max of scale for more than one year  
 SI - Stagnation Increment




Scale of Pay in the Pay band & Grade Pay at the time of Retirement :-

From 01 Jan 1973 to 31 Dec 1985	(3rd CPC)	: 385-15-475
From 01 Jan 1986 to 31 Dec 1995	(4th CPC)	: 1450-40-2050-50-2190
From 01 Jan 1996 to 09 Oct 1997	(5th CPC)	: 4650-125-6500
From 10 Oct 1997 to 31 Dec 2005	(5th CPC)	: 5620-140-8140
From 01 Jan 2006 to 31 Dec 2015	(6th CPC)	: 9300-34800 + 4200 GP
Pay Level from 01 Jan 2016	(7th CPC)	: Pay Matrix Level - 6

Table - 6

Basic Pay from 01/01/73 to 31/12/85	Basic Pay from 01/01/86 to 31/12/95	Basic Pay from 01/01/96 to 09/10/97	Basic Pay from 10/10/97 to 31/12/05	BPay + GPay from 01/01/06 to 31/12/15	VI CPC RANGE BPay + GPay From - To	Notional Pay as on 01/01/2016
					13500-13770	35400
					13780-14200	36500
					14210-14630	37600
385	1450	4650	5620	14660	14640-15050	38700
400	1450	4650	5620	14660	14640-15050	38700
415	1450	4650	5620	14660	14640-15050	38700
430	1450	4650	5620	14660	14640-15050	38700
445	1450	4650	5620	14660	14640-15050	38700
460	1490	4650	5620	14660	14640-15050	38700
475	1490	4650	5620	14660	14640-15050	38700
Max 475	1530	4775	5620	14660	14640-15050	38700
SI-1 490	1570	4900	5620	14660	14640-15050	38700
SI-2 505	1610	4900	5620	14660	14640-15050	38700
SI-3 520	1650	5025	5620	14660	14640-15050	38700
0	1690	5150	5620	14660	14640-15050	38700
0	1730	5275	5620	14660	14640-15050	38700
0	1770	5400	5620	14660	14640-15050	38700
0	1810	5525	5620	14660	14640-15050	38700
0	1850	5650	5760	14660	14640-15050	38700
0	1890	5775	5900	15180	15060-15520	39900
0	1930	5900	5900	15180	15060-15520	39900
0	1970	6025	6040	15140	15060-15520	39900
0	2010	6150	6180	15700	15530-15990	41100
0	2050	6275	6320	15960	15530-15990	41100
0	2090	6400	6460	16220	16000-16450	42300
0	2140	6525	6600	16480	16460-16960	43600
0	2190	6650	6740	16740	16460-16960	43600
0	Max 2190	6775	6880	17000	16970-17470	44900
0	SI-1 2240	6900	7020	17160	16970-17470	44900
0	SI-2 2290	6900	7020	17160	16970-17470	44900
0	SI-3 2340	6900	7020	17160	16970-17470	44900
0	0	0	7160	17320	17480-17970	46200
0	0	0	7300	17780	17480-17970	46200
0	0	0	7440	18040	17980-18520	47600
0	0	0	7580	18100	17980-18520	47600



*Signature*  
AP

*Signature*  
SAO



0	0	0	7720	18560	18530-19060	3000
0	0	0	7860	18820	18530-19060	49000
0	0	0	8000	19080	19070-19640	50500
0	0	0	8140	19350	19070-19640	50500
0	0	0	Max 8140	19930	19650-20230	52000
0	0	0	SI-1 8280	20200	19650-20230	52000
0	0	0	SI-2 8420	20470	20240-20850	53600
0	0	0	SI-3 8560	20740	20240-20850	53600
					20860-21470	55200
					21480-22140	56900
					22150-22800	58600
					22810-23500	60400
					23510-24200	62200
					24210-24940	64100
					24950-25680	66000
					25690-26450	68000
					26460-27230	70000
					27240-28050	72100
					28060-28910	74300
					28920-29760	76500
					29770-30660	78800
					30670-31590	81200
					31600-32520	83600
					32530-33500	86100
					33510-34510	88700
					34520-35560	91400
					35570-36610	94100
					36620-37700	96900
					37710-38830	99800
					38840-39000	102800

87

Remarks: Classification Allowance, X Group Pay and MSP as applicable will also be added to Basic Pay for calculation of pension

Max - Drawing max of scale for more than one year  
SI - Stagnation Increment



Scale of Pay in the Pay band & Grade Pay at the time of Retirement :-

From 01 Jan 1973 to 31 Dec 1985 (3rd CPC) :	480-20-600
From 01 Jan 1986 to 31 Dec 1995 (4th CPC) :	1700-50-2300-60-2540
From 01 Jan 1996 to 09 Oct 1997 (5th CPC) :	5620-155-8100
From 10 Oct 1997 to 31 Dec 2005 (5th CPC) :	6600-170-9320
From 01 Jan 2006 to 31 Dec 2015 (6th CPC) :	9300-34800 + 4600 GP
Pay Level from 01 Jan 2016 (7th CPC) :	Pay Matrix Level - 7

Table - 27

Basic Pay from 01/01/73 to 31/12/85	Basic Pay from 01/01/86 to 31/12/95	Basic Pay from 01/01/96 to 09/10/97	Basic Pay from 10/10/97 to 31/12/05	BPay + GPa from 01/01/06 to 31/12/15	VI CPC RANGE BPay + GPay From - To	Notional Pay as on 01/01/2016
480	1700	5620	6600	16880	13900-17470	44900
500	1700	5620	6600	16880	13900-17470	44900
520	1700	5620	6600	16880	13900-17470	44900
540	1700	5620	6600	16880	13900-17470	44900
560	1700	5620	6600	16880	13900-17470	44900
580	1750	5620	6600	16880	13900-17470	44900
600	1750	5620	6600	16880	13900-17470	44900
Max 600	1800	5620	6600	16880	13900-17470	44900
SI-1 620	1850	5620	6600	16880	13900-17470	44900
SI-2 640	1900	5775	6600	16880	13900-17470	44900
SI-3 660	1950	5930	6600	16880	13900-17470	44900
0	2000	6085	6600	16880	13900-17470	44900
0	2050	6240	6600	16880	13900-17470	44900
0	2100	6395	6600	16880	13900-17470	44900
0	2150	6550	6600	16880	13900-17470	44900
0	2200	6705	6770	17100	13900-17470	44900
0	2250	6860	6940	17510	17480-17970	46200
0	2300	7015	7110	17830	17480-17970	46200
0	2360	7170	7280	18150	17980-18520	47600
0	2420	7325	7450	18460	17980-18520	47600
0	0	0	7620	18780	18530-19060	49000
0	2480	7635	7790	19190	19070-19640	50500
0	2540	7790	7790	19190	19070-19640	50500
0	Max 2540	7945	7960	19410	19070-19640	50500
0	SI-1 2600	8100	8130	19730	19650-20230	52000
0	SI-2 2660	8100	8130	19730	19650-20230	52000
0	SI-3 2720	8100	8130	19730	19650-20230	52000
0	0	0	8300	20140	19650-20230	52000
0	0	0	8470	20360	20240-20850	53600
0	0	0	8640	20580	20240-20850	53600
0	0	0	8810	20800	20860-21470	55200
0	0	0	8980	21020	20860-21470	55200
0	0	0	9150	21240	21480-22140	56900
0	0	0	9320	21460	21480-22140	56900
0	0	0	Max 9320	22000	22150-22800	58600



*Anusha*  
AAO

*SAO*

0	0	0	SI-1 9490	22930	22810-23500	55400
0	0	0	SI-2 9660	23250	22810-23500	60400
0	0	0	SI-3 9830	23580	23510-24200	62200
					24210-24940	64100
					24950-25680	66000
					25690-26450	68000
					26460-27230	70000
					27240-28050	72100
					28060-28910	74300
					28920-29760	76500
					29770-30660	78800
					30670-31590	81200
					31600-32520	83600
					32530-33500	86100
					33510-34510	88700
					34520-35560	91400
					35570-36610	94100
					36620-37700	96900
					37710-38830	99800
					38840-39400	102800

89

Remarks: Classification Allowance, X Group Pay and MSP as applicable will also be added to Basic Pay for calculation of pension

Max - Drawing max of scale for more than one year  
 SI - Stagnation Increment



Scale of Pay in the Pay band & Grade Pay at the time of Retirement :-

From 01 Jan 1973 to 31 Dec 1985 (3rd CPC) :	600-25-700
From 01 Jan 1986 to 31 Dec 1995 (4th CPC) :	2000-60-2540-75-2915
From 01 Jan 1996 to 09 Oct 1997 (5th CPC) :	6600-200-9400
From 10 Oct 1997 to 31 Dec 2005 (5th CPC) :	6750-200-9550
From 01 Jan 2006 to 31 Dec 2015 (6th CPC) :	9300-34800 + 4800 GP
Pay Level from 01 Jan 2016 (7th CPC) :	Pay Matrix Level - 8

Table - 28

Basic Pay from 01/01/73 to 31/12/85	Basic Pay from 01/01/86 to 31/12/95	Basic Pay from 01/01/96 to 09/10/97	Basic Pay from 10/10/97 to 31/12/05	BPay + GPay from 01/01/06 to 31/12/15	VI CPC RANGE BPay + GPay From - To	Notional Pay as on 01/01/2016
600	2000	6600	6750	17360	14100-18520	47600
625	2000	6600	6750	17360	14100-18520	47600
650	2000	6600	6750	17360	14100-18520	47600
675	2000	6600	6750	17360	14100-18520	47600
700	2060	6600	6750	17360	14100-18520	47600
Max 700	2120	6600	6750	17360	14100-18520	47600
SI-1 725	2180	6800	6950	17730	14100-18520	47600
SI-2 750	2240	6800	6950	17730	14100-18520	47600
SI-3 775	2300	7000	7150	18100	14100-18520	47600
0	2360	7200	7350	18480	14100-18520	47600
0	2420	7400	7550	18350	18530-19060	49000
0	2480	7600	7750	19220	19070-19640	50500
0	2540	7800	7950	19590	19070-19640	50500
0	2615	8000	8150	19160	19650-20230	52000
0	2690	8200	8350	20140	20240-20850	53600
0	2765	8400	8550	20710	20240-20850	53600
0	2840	8600	8750	21080	20860-21470	55200
0	2915	8800	8950	21450	20860-21470	55200
0	Max 2915	9000	9150	21820	21480-22140	56900
0	0	0	9350	22100	22150-22800	58600
0	SI-1 2990	9400	9550	22570	22150-22800	58600
0	SI-2 3065	9400	9550	22570	22150-22800	58600
0	SI-3 3140	9400	9550	22970	22150-22800	58600
0	0	0	Max 9550	23350	22810-23500	60400
0	0	0	SI-1 9750	23730	23510-24200	62200
0	0	0	SI-2 9950	24110	23510-24200	62200
0	0	0	SI-3 10150	24490	24210-24940	64100
					24950-25680	66000
					25690-26450	68000
					26460-27230	70000
					27240-28050	72100
					28060-28910	74300
					28920-29760	76500
					29770-30660	78800
					30670-31590	81200



*Amohan*  
AAO

*S/O*  
SAO

					31600-32520	83600
					32530-33500	86100
					33510-34510	88700
					34520-35560	91400
					35570-36610	94100
					36620-37700	96900
					37710-38830	99800
					38840-39600	102800

91

Remarks: Classification Allowance, X Group Pay and MSP as applicable will also be added to Basic Pay for calculation of pension

Max - Drawing max of scale for more than one year  
 SI - Stagnation Increment



Scale of Pay in the Pay band & Grade Pay at the time of Retirement :-

From 01 Jan 1973 to 31 Dec 1985	(3rd CPC)	: 1000
From 01 Jan 1986 to 31 Dec 1995	(4th CPC)	: 3300
From 01 Jan 1996 to 09 Oct 1997	(5th CPC)	: 10500-0-10500
From 10 Oct 1997 to 31 Dec 2005	(5th CPC)	: 10500-0-10500
From 01 Jan 2006 to 31 Dec 2015	(6th CPC)	: 15600-39100 - 5400 GP
Pay Level from 01 Jan 2016	(7th CPC)	: Pay Matrix Level - 10

Table-29

Basic Pay from 01/01/73 to 31/12/85	Basic Pay from 01/01/86 to 31/12/95	Basic Pay from 01/01/96 to 09/10/97	Basic Pay from 10/10/97 to 31/12/05	BPay + GPay from 01/01/06 to 31/12/15	VI CPC RANGE BPay + GPay From - To	Notional Pay as on 01/01/2016
					21000-21820	56100
					21830-22490	57800
					22500-23150	59500
					23160-23850	61300
					23860-24550	63100
1000	3300	10500	10500	24930	24560-25290	65000
					25300-26070	67000
					26080-26840	69000
					26850-27660	71100
					27670-28480	73200
					28490-29330	75400
					29340-30230	77700
					30240-31120	80000
					31130-32060	82400
					32070-33030	84900
					33040-34000	87400
					34010-35010	90000
					35020-36070	92700
					36080-37150	95500
					37160-38280	98400
					38290-39450	101400
					39460-40620	104400
					40630-41820	107500
					41830-43070	110700
					43080-44350	114000
					44360-44500	117400

Remarks: Classification Allowance, X Group Pay and MSP as applicable will also be added to Basic Pay for calculation of pension

Max - Drawing max of scale for more than one year  
 SI - Stagnation Increment



*Signature*  
 AAo

*Signature*  
 SAo

93

Scale of Pay in the Pay band & Grade Pay at the time of Retirement :-

From 01 Jan 1973 to 31 Dec 1985 (3rd CPC) :	1000
From 01 Jan 1986 to 31 Dec 1995 (4th CPC) :	3300
From 01 Jan 1996 to 09 Oct 1997 (5th CPC) :	10500-0-10500
From 10 Oct 1997 to 31 Dec 2005 (5th CPC) :	10500-0-10500
From 01 Jan 2006 to 31 Dec 2015 (6th CPC) :	15600-39100 + 5400 GP
Pay Level from 01 Jan 2016 (7th CPC) :	Pay Matrix Level - 10

Table-30

Basic Pay from 01/01/73 to 31/12/85	Basic Pay from 01/01/86 to 31/12/95	Basic Pay from 01/01/96 to 09/10/97	Basic Pay from 10/10/97 to 31/12/05	BPay + GPay from 01/01/06 to 31/12/15	VI CPC RANGE BPay + GPay From - To	Notional Pay as on 01/01/2016
					21000-21820	56100
					21830-22490	57800
					22500-23150	59500
					23160-23850	61300
					23860-24550	63100
1000	3300	10500	10500	24930	24560-25290	65000
					25300-26070	67000
					26080-26840	69000
					26850-27660	71100
					27670-28480	73200
					28490-29330	75400
					29340-30230	77700
					30240-31120	80000
					31130-32060	82400
					32070-33030	84900
					33040-34000	87400
					34010-35010	90000
					35020-36070	92700
					36080-37150	95500
					37160-38280	98400
					38290-39450	101400
					39460-40620	104400
					40630-41820	107500
					41830-43070	110700
					43080-44350	114000
					44360-44500	117400

Remarks: Classification Allowance, X Group Pay and MSP as applicable will also be added to Basic Pay for calculation of pension

Max - Drawing max of scale for more than one year  
 SI - Stagnation Increment



97

Scale of Pay in the Pay band & Grade Pay at the time of Retirement :-

From 01 Jan 1973 to 31 Dec 1985 (3rd CPC) :	1100
From 01 Jan 1986 to 31 Dec 1995 (4th CPC) :	3400
From 01 Jan 1996 to 09 Oct 1997 (5th CPC) :	10850-0-10850
From 10 Oct 1997 to 31 Dec 2005 (5th CPC) :	10850-0-10850
From 01 Jan 2006 to 31 Dec 2015 (6th CPC) :	15600-39100 + 6100 GP
Pay Level from 01 Jan 2016 (7th CPC) :	Pay Matrix Level - 10B

Table - 31

Basic Pay from 01/01/73 to 31/12/85	Basic Pay from 01/01/86 to 31/12/95	Basic Pay from 01/01/96 to 09/10/97	Basic Pay from 10/10/97 to 31/12/05	BPay + GPay from 01/01/06 to 31/12/15	VI CPC RANGE BPay + GPay From - To	Notional Pay as on 01/01/2016
					21700-23850	61300
					23860-24550	63100
					24560-25290	65000
					25300-26070	67000
1100	3400	10850	10850	26290	26080-26840	69000
					26850-27660	71100
					27670-28480	73200
					28490-29330	75400
					29340-30230	77700
					30240-31120	80000
					31130-32060	82400
					32070-33030	84900
					33040-34000	87400
					34010-35010	90000
					35020-36070	92700
					36080-37150	95500
					37160-38280	98400
					38290-39450	101400
					39460-40620	104400
					40630-41820	107500
					41830-43070	110700
					43080-44350	114000
					44360-45200	117400

Remarks: Classification Allowance, X Group Pay and MSP as applicable will also be added to Basic Pay for calculation of pension

Max - Drawing max of scale for more than one year  
SI - Stagnation Increment



*Arora*  
AAO

*S/S*  
SAs



Scale of Pay in the Pay band & Grade Pay at the time of Retirement :-

From 01 Jan 1973 to 31 Dec 1985	(3rd CPC) :	1460-25-1710-30-1860
From 01 Jan 1986 to 31 Dec 1995	(4th CPC) :	4670-85-5945
From 01 Jan 1996 to 09 Oct 1997	(5th CPC) :	4320-85-5555
From 10 Oct 1997 to 31 Dec 2005	(5th CPC) :	5200-20200 + 2800 GP
From 01 Jan 2006 to 31 Dec 2015	(6th CPC) :	Pay Matrix Level - 5
Pay Level from 01 Jan 2016	(7th CPC) :	

Table-31 A

Basic Pay from 01/01/73 to 31/12/85	Basic Pay from 01/01/86 to 31/12/95	Basic Pay from 01/01/96 to 09/10/97	Basic Pay from 10/10/97 to 31/12/05	BPay + GPay from 01/01/06 to 31/12/15	VI CPC RANGE BPay + GPay From - To	Notional Pay as on 01/01/2016
0	0	0	4320	10840	8000-11360	29200
0	0	0	4405	11000	8000-11360	29200
0	0	0	4490	11160	8000-11360	29200
0	0	0	4575	11310	8000-11360	29200
0	0	0	4660	11470	11370-11710	30100
0	1460	4670	4745	11630	11370-11710	30100
0	1485	4670	4745	11630	11370-11710	30100
0	1510	4670	4745	11630	11370-11710	30100
0	1535	4755	4830	11790	11720-12060	31000
0	1560	4755	4830	11790	11720-12060	31000
0	1585	4840	4915	11950	11720-12060	31000
0	1610	4925	5000	12100	12070-12410	31900
0	1635	5010	5085	12260	12070-12410	31900
0	1660	5095	5170	12420	12420-12800	32900
0	1685	5180	5255	12580	12420-12800	32900
0	1710	5265	5340	12740	12420-12800	32900
0	1740	5350	5425	12900	12810-13190	33900
0	1770	5435	5510	13050	12810-13190	33900
0	1800	5520	5595	13210	13200-13570	34900
0	1830	5605	5605	13230	13200-13570	34900
0	1860	5690	5690	13390	13200-13570	34900
0	Max 1860	5775	5775	13550	13200-13570	34900
0	SI-1 1890	5860	5860	13700	13580-13960	35900
0	SI-2 1920	5945	5945	13860	13580-13960	35900
0	SI-3 1950	5945	5945	13860	13580-13960	35900
					13970-14390	37000
					14400-14820	38100
					14830-15250	39200
					15260-15720	40400
					15730-16180	41600
					16190-16650	42800
					16660-17150	44100
					17160-17660	45400
					17670-18210	46800
					18220-18750	48200



AAO(H)

BAO(H)

					18760-19290	9600
					19300-19880	51100
					19890-20460	52600
					20470-21080	54200
					21090-21710	55800
					21720-22370	57500
					22380-23000	59200

96

Remarks: Classification Allowance, X Group Pay and MSP as applicable will also be added to Basic Pay for calculation of pension

5<sup>th</sup> CPC Max of scale and Stagnation Increments data is given in main "Y" group tables.

~~AAO(N)~~

~~SAO(N)~~



Scale of Pay in the Pay band & Grade Pay at the time of Retirement :-

From 01 Jan 1973 to 31 Dec 1985	(3rd CPC)	:
From 01 Jan 1986 to 31 Dec 1995	(4th CPC)	: 1730-40-2090-50-2540
From 01 Jan 1996 to 09 Oct 1997	(5th CPC)	: 5530-125-7780
From 10 Oct 1997 to 31 Dec 2005	(5th CPC)	: 5620-140-8140
From 01 Jan 2006 to 31 Dec 2015	(6th CPC)	: 9300-34800 + 4200 GP
Pay Level from 01 Jan 2016	(7th CPC)	: Pay Matrix Level - 6

Table-32

Basic Pay from 01/01/76 to 31/12/85	Basic Pay from 01/01/86 to 31/12/95	Basic Pay from 01/01/96 to 09/10/97	Basic Pay from 10/10/97 to 31/12/05	BPay + GPay from 01/01/06 to 31/12/15	VI CPC RANGE BPay + GPay From - To	Notional Pay as on 01/01/2016
					13500-13770	35400
					13780-14200	36500
					14210-14630	37600
0	1730	5530	5620	14660	14640-15050	38700
0	1770	5530	5620	14660	14640-15050	38700
0	1810	5530	5620	14660	14640-15050	38700
0	1850	5655	5760	14920	14640-15050	38700
0	1890	5780	5900	15180	15060-15520	39900
0	1930	5905	6040	15440	15060-15520	39900
0	1970	6030	6040	15440	15060-15520	39900
0	2010	6155	6180	15700	15530-15990	41100
0	2050	6280	6320	15960	15530-15990	41100
0	2090	6405	6460	16220	16000-16450	42300
0	2140	6530	6600	16480	16460-16960	43600
0	2190	6655	6740	16740	16460-16960	43600
0	2240	6780	6880	17000	16970-17470	44900
0	0	0	7020	17260	16970-17470	44900
0	2290	7030	7160	17520	17480-17970	46200
0	2340	7155	7160	17520	17480-17970	46200
0	2390	7280	7300	17780	17480-17970	46200
0	2440	7405	7440	18040	17980-18520	47600
0	2490	7530	7580	18300	17980-18520	47600
0	0	0	7720	18560	18530-19060	49000
0	Max 2540	7780	7860	18820	18530-19060	49000
0	SI-1 2590	7780	7860	18820	18530-19060	49000
0	SI-2 2640	7780	7860	18820	18530-19060	49000
0	SI-3 2690	7780	7860	18820	18530-19060	49000
0	0	0	8000	19080	19070-19640	50500
0	0	0	8140	19350	19070-19640	50500
					19650-20230	52000
					20240-20850	53600
					20860-21470	55200
					21480-22140	56900
					22150-22800	58600
					22810-23500	60400



*[Signature]*  
AAO(PH)

*[Signature]*  
SAO(CH)

					23510-24200	2200
					24210-24940	64100
					24950-25680	66000
					25690-26450	68000
					26460-27230	70000
					27240-28050	72100
					28060-28910	74300
					28920-29760	76500
					29770-30660	78800
					30670-31590	81200
					31600-32520	83600
					32530-33500	86100
					33510-34510	88700
					34520-35560	91400
					35570-36610	94100
					36620-37700	96900
					37710-38830	99800
					38840-39000	102800

98

Remarks: Classification Allowance, X Group Pay and MSP as applicable will also be added to Basic Pay for calculation of pension

5<sup>th</sup> CPC Max of scale and Stagnation Increments data is given in main "Y" group tables.

*[Signature]*  
AAO(H)

*[Signature]*  
SAO(H)




Scale of Pay in the Pay band & Grade Pay at the time of Retirement :-

From 01 Jan 1973 to 31 Dec 1985 (3rd CPC) :	
From 01 Jan 1986 to 31 Dec 1995 (4th CPC) :	1980-50-2280-60-2580-75-2955
From 01 Jan 1996 to 09 Oct 1997 (5th CPC) :	6495-175-9295
From 10 Oct 1997 to 31 Dec 2005 (5th CPC) :	6600-170-9220
From 01 Jan 2006 to 31 Dec 2015 (6th CPC) :	9300-34800 + 4600 GP
Pay Level from 01 Jan 2016 (7th CPC) :	Pay Matrix Level - 7

Table-33

Basic Pay from 01/01/78 to 31/12/85	Basic Pay from 01/01/86 to 31/12/95	Basic Pay from 01/01/96 to 09/10/97	Basic Pay from 10/11/97 to 31/12/05	BPay + GPay from 01/01/06 to 31/12/15	VI CPC RANGE BPay + GPay From - To	Notional Pay as on 01/01/2016
01	1980	6495	6600	16380	13900-17470	44900
01	2030	6495	6600	16380	13900-17470	44900
01	2080	6495	6600	16380	13900-17470	44900
01	2130	6495	6600	16380	13900-17470	44900
01	2180	6670	6770	17200	13900-17470	44900
01	2230	6845	6940	17510	17480-17970	46200
01	2280	7020	7110	17830	17480-17970	46200
01	2340	7195	7280	18150	17980-18520	47600
01	2400	7370	7450	18460	17980-18520	47600
01	2460	7545	7620	18780	18530-19060	49000
01	2520	7720	7790	19090	19070-19640	50500
01	2580	7895	7960	19410	19070-19640	50500
01	2655	8070	8130	19730	19650-20230	52000
01	2730	8245	8300	20040	19650-20230	52000
01	01	01	8470	20360	20240-20850	53600
01	2805	8595	8640	20680	20240-20850	53600
01	2880	8770	8810	20990	20860-21470	55200
01	2955	8945	8980	21310	20860-21470	55200
01	01	01	9150	21620	21480-22140	56900
01	Max 2955	9295	9320	21940	21480-22140	56900
01	SI-1 3030	9295	9320	21940	21480-22140	56900
01	SI-2 3105	9295	9320	21940	21480-22140	56900
01	SI-3 3180	9295	9320	21940	21480-22140	56900
					22150-22800	58600
					22810-23500	60400
					23510-24200	62200
					24210-24940	64100
					24950-25680	66000
					25690-26450	68000
					26460-27230	70000
					27240-28050	72100
					28060-28910	74300
					28920-29760	76500
					29770-30660	78800



*[Signature]*  
AAO(IN)

*[Signature]*  
AAO(IN)

				30670-31590	81200
				31600-32520	83600
				32530-33500	86100
				33510-34510	88700
				34520-35560	91400
				35570-36610	94100
				36620-37700	96900
				37710-38830	99800
				38840-39400	102800

100

Remarks: Classification Allowance, X Group Pay and MSP as applicable will also be added to Basic Pay for calculation of pension

5<sup>th</sup> epc Max of scale and Stagnation Increments data is given in main "Y" group tables.

*[Signature]*  
AAO(N)

*[Signature]*  
SAO(N)




Scale of Pay in the Pay band & Grade Pay at the time of Retirement :-

From 01 Jan 1973 to 31 Dec 1985 (3rd CPC) :	
From 01 Jan 1986 to 31 Dec 1995 (4th CPC) :	2250-60-2490-75-3240
From 01 Jan 1996 to 09 Oct 1997 (5th CPC) :	7400-200-10200
From 10 Oct 1997 to 31 Dec 2005 (5th CPC) :	6750-200-9550
From 01 Jan 2006 to 31 Dec 2015 (6th CPC) :	9300-34800 + 4300 GP
Pay Level from 01 Jan 2016 (7th CPC) :	Pay Matrix Level - 8

Table-34

Basic Pay from 01/01/73 to 31/12/85	Basic Pay from 01/01/86 to 31/12/95	Basic Pay from 01/01/96 to 09/10/97	Basic Pay from 10/10/97 to 31/12/05	BPay + GPa/ from 01/01/06 to 31/12/15	VI CPC RANGE BPay + GPay From - To	Notional Pay as on 01/01/2016
0	0	0	6750	17380	14100-18520	47600
0	0	0	6950	17730	14100-18520	47600
0	0	0	7150	18000	14100-18520	47600
0	0	0	7350	18480	14100-18520	47600
0	2250	7400	7550	18850	18530-19060	49000
0	2310	7400	7550	18450	18530-19060	49000
0	2370	7400	7550	18450	18530-19060	49000
0	2430	7400	7550	18450	18530-19060	49000
0	2490	7600	7750	19220	19070-19640	50500
0	2565	7800	7950	19590	19070-19640	50500
0	2640	8000	8150	19960	19650-20230	52000
0	2715	8200	8350	20340	20240-20850	53600
0	0	0	8550	20710	20240-20850	53600
0	2790	8600	8750	21080	20860-21470	55200
0	2865	8800	8950	21450	20860-21470	55200
0	2940	9000	9150	21820	21480-22140	56900
0	3015	9200	9350	22200	22150-22800	58600
0	3090	9400	9550	22570	22150-22800	58600
0	3165	9600	9600	22660	22150-22800	58600
0	3240	9800	9800	23030	22810-23500	60400
0	Max 3240	10000	10000	23400	22810-23500	60400
0	SI-1 3315	10200	10200	23780	23510-24200	62200
0	SI-2 3390	10200	10200	23780	23510-24200	62200
0	SI-3 3465	10200	10200	23780	23510-24200	62200
					24210-24940	64100
					24950-25680	66000
					25690-26450	68000
					26460-27230	70000
					27240-28050	72100
					28060-28910	74300
					28920-29760	76500
					29770-30660	78800
					30670-31590	81200
					31600-32520	83600



*A. Anhe*  
AAD(M)

*SAD(M)*

					32530-33500	86100
					33510-34510	88700
					34520-35560	91400
					35570-36610	94100
					36620-37700	96900
					37710-38830	99800
					38840-39600	102800

102

Remarks: Classification Allowance, X Group Pay and MSP as applicable will also be added to Basic Pay for calculation of pension

5<sup>th</sup> CPC Max of scale and Stagnation Increments data is given in main "Y" group tables.

~~AAO~~ AAO(H)

~~SAO~~ SAO(H)





Scale of Pay in the Pay band & Grade Pay at the time of Retirement :-


From 01 Jan 1973 to 31 Dec 1985 (3rd CPC) :	1000
From 01 Jan 1986 to 31 Dec 1995 (4th CPC) :	3300
From 01 Jan 1996 to 09 Oct 1997 (5th CPC) :	10500-0-10500
From 10 Oct 1997 to 31 Dec 2005 (5th CPC) :	10500-0-10500
From 01 Jan 2006 to 31 Dec 2015 (6th CPC) :	15600-39100 -- 5400 GP
Pay Level from 01 Jan 2016 (7th CPC) :	Pay Matrix Level - 10

Table-35

Basic Pay from 01/01/73 to 31/12/85	Basic Pay from 01/01/86 to 31/12/95	Basic Pay from 01/01/96 to 09/10/97	Basic Pay from 10/10/97 to 31/12/05	BPay + GPay from 01/01/06 to 31/12/15	VI CPC RANGE BPay + GPay From - To	Notional Pay as on 01/01/2016
					21000-21820	56100
					21830-22490	57800
					22500-23150	59500
					23160-23850	61300
					23860-24550	63100
1000	3300	10500	10500	24930	24560-25290	65000
					25300-26070	67000
					26080-26840	69000
					26850-27660	71100
					27670-28480	73200
					28490-29330	75400
					29340-30230	77700
					30240-31120	80000
					31130-32060	82400
					32070-33030	84900
					33040-34000	87400
					34010-35010	90000
					35020-36070	92700
					36080-37150	95500
					37160-38280	98400
					38290-39450	101400
					39460-40620	104400
					40630-41820	107500
					41830-43070	110700
					43080-44350	114000
					44360-44500	117400

Remarks: Classification Allowance, X Group Pay and MSP as applicable will also be added to Basic Pay for calculation of pension

Max of scale and stagnation Increments data is given in main "Y" group tables.



*[Signature]*  
AAO(H)

*[Signature]*  
SAO(H)

Scale of Pay in the Pay band & Grade Pay at the time of Retirement :-

From 01 Jan 1973 to 31 Dec 1985 (3rd CPC) :	1000
From 01 Jan 1986 to 31 Dec 1995 (4th CPC) :	3300
From 01 Jan 1996 to 09 Oct 1997 (5th CPC) :	10500-0-10500
From 10 Oct 1997 to 31 Dec 2005 (5th CPC) :	10500-0-10500
From 01 Jan 2006 to 31 Dec 2015 (6th CPC) :	15600-39100 + 5400 GP
Pay Level from 01 Jan 2016 (7th CPC) :	Pay Matrix Level - 10

Table-36

Basic Pay from 01/01/73 to 31/12/85	Basic Pay from 01/01/86 to 31/12/95	Basic Pay from 01/01/96 to 09/10/97	Basic Pay from 10/10/97 to 31/12/05	BPay + GPay from 01/01/06 to 31/12/15	VI CPC RANGE BPay + GPay From - To	Notional Pay as on 01/01/2016
					21000-21820	56100
					21830-22490	57800
					22500-23150	59500
					23160-23850	61300
					23860-24550	63100
1000	3300	10500	10500	24930	24560-25290	65000
					25300-26070	67000
					26080-26840	69000
					26850-27660	71100
					27670-28480	73200
					28490-29330	75400
					29340-30230	77700
					30240-31120	80000
					31130-32060	82400
					32070-33030	84900
					33040-34000	87400
					34010-35010	90000
					35020-36070	92700
					36080-37150	95500
					37160-38280	98400
					38290-39450	101400
					39460-40620	104400
					40630-41820	107500
					41830-43070	110700
					43080-44350	114000
					44360-44500	117400

Remarks: Classification Allowance, X Group Pay and MSP as applicable will also be added to Basic Pay for calculation of pension



*[Signature]*  
AAO(M)

*[Signature]*  
Sr AAO(M)

105

Scale of Pay in the Pay band & Grade Pay at the time of Retirement :-

From 01 Jan 1973 to 31 Dec 1985 (3rd CPC) :	1100
From 01 Jan 1986 to 31 Dec 1995 (4th CPC) :	3400
From 01 Jan 1996 to 09 Oct 1997 (5th CPC) :	10850-0-10850
From 10 Oct 1997 to 31 Dec 2005 (5th CPC) :	10850-0-10850
From 01 Jan 2006 to 31 Dec 2015 (6th CPC) :	15600-39,000 + 6100 GP
Pay Level from 01 Jan 2016 (7th CPC) :	Pay Matrix Level - 10B

Table - 37

Basic Pay from 01/01/73 to 31/12/85	Basic Pay from 01/01/86 to 31/12/95	Basic Pay from 01/01/96 to 09/10/97	Basic Pay from 10/10/97 to 31/12/05	BPay + GPay from 01/01/06 to 31/12/15	VI CPC RANGE BPay + GPay From - To	Notional Pay as on 01/01/2016
					21700-23850	61300
					23860-24550	63100
					24560-25290	65000
					25300-26070	67000
1100	3400	10850	10850	26290	26080-26840	69000
					26850-27660	71100
					27670-28480	73200
					28490-29330	75400
					29340-30230	77700
					30240-31120	80000
					31130-32060	82400
					32070-33030	84900
					33040-34000	87400
					34010-35010	90000
					35020-36070	92700
					36080-37150	95500
					37160-38280	98400
					38290-39450	101400
					39460-40620	104400
					40630-41820	107500
					41830-43070	110700
					43080-44350	114000
					44360-45200	117400

Remarks: Classification Allowance, X Group Pay and MSP as applicable will also be added to Basic Pay for calculation of pension



*[Signature]*  
AADI(M)

*[Signature]*  
SADI(M)

Y Group - Spl S/M 4AV Group.

106

Concordance Table : Seaman II(4 Grp S/M AV MA P2 (3/4CPC) M:R - Y Grp 5 CPC - Y Grp (6/7 CPC)

Scale of Pay in the Pay band & Grade Pay at the time of Retirement :-

From 01 Jan 1973 to 31 Dec 1985 (3rd CPC) :	255-6-267
From 01 Jan 1986 to 31 Dec 1995 (4th CPC) :	1040-20-1080
From 01 Jan 1996 to 09 Oct 1997 (5th CPC) :	3325-60-3445
From 10 Oct 1997 to 31 Dec 2005 (5th CPC) :	3325-60-3445
From 01 Jan 2006 to 31 Dec 2015 (6th CPC) :	5200-20200 + 2000 GP
Pay Level from 01 Jan 2016 (7th CPC) :	Pay Matrix Level - 3

Table - 38

Basic Pay from 01/01/73 to 31/12/85	Basic Pay from 01/01/86 to 31/12/95	Basic Pay from 01/01/96 to 09/10/97	Basic Pay from 10/11/97 to 31/12/05	BPay + GPay from 01/01/06 to 31/12/15	VI CPC RANGE BPay + GPay From - To	Notional Pay as on 01/01/2016
255	1040	3325	3325	8250	7200-8440	21700
261	1040	3325	3325	8250	7200-8440	21700
267	1040	3325	3325	8250	7200-8440	21700
Max 267	1060	3325	3325	8250	7200-8440	21700
SI-1 273	1080	3325	3325	8250	7200-8440	21700
SI-2 279	1080	3325	3325	8250	7200-8440	21700
SI-3 285	1080	3325	3325	8250	7200-8440	21700
0	Max 1080	3385	3385	8240	7200-8440	21700
0	SI-1 1100	3385	3385	8240	7200-8440	21700
0	SI-2 1120	3445	3445	8240	8450-8710	22400
0	SI-3 1140	3445	3445	8240	8450-8710	22400
0	0	0	Max 3445	8200	8720-8980	23100
0	0	0	SI-1 3505	8200	8720-8980	23100
0	0	0	SI-2 3565	9210	8990-9260	23800
0	0	0	SI-3 3625	9210	8990-9260	23800
					9270-9530	24500
					9540-9800	25200
					9810-10110	26000
					10120-10420	26800
					10430-10730	27600
					10740-11050	28400
					11060-11400	29300
					11410-11750	30200
					11760-12100	31100
					12110-12450	32000
					12460-12840	33000
					12850-13220	34000
					13230-13610	35000
					13620-14040	36100
					14050-14470	37200
					14480-14900	38300
					14910-15330	39400
					15340-15790	40600
					15800-16260	41800
					16270-16770	43100



AAO

SAO

107

					16780-17270	4400
					17280-17780	45700
					17790-18320	47100
					18330-18870	48500
					18880-19450	50000
					19460-20030	51500
					20040-20620	53000
					20630-21240	54600
					21250-21860	56200
					21870-22200	57900

Remarks: Classification Allowance, X Group Pay and MSP as applicable will also be added to Basic Pay for calculation of pension

Max - Drawing max of scale for more than one year  
SI - Stagnation Increment

*Amulya*  
AAO

*SAO*



Scale of Pay in the Pay band & Grade Pay at the time of Retirement :-

From 01 Jan 1973 to 31 Dec 1985 (3rd CPC) :	285-7-369
From 01 Jan 1986 to 31 Dec 1995 (4th CPC) :	1140-20-1380
From 01 Jan 1996 to 09 Oct 1997 (5th CPC) :	3650-60-4550
From 10 Oct 1997 to 31 Dec 2005 (5th CPC) :	3650-60-4550
From 01 Jan 2006 to 31 Dec 2015 (6th CPC) :	5200-20200 + 2000 GP
Pay Level from 01 Jan 2016 (7th CPC) :	Pay Matrix Level - 3

Table-39

Basic Pay from 01/01/76 to 31/12/85	Basic Pay from 01/01/86 to 31/12/95	Basic Pay from 01/01/96 to 09/10/97	Basic Pay from 10/10/97 to 31/12/05	BPay + GPay from 01/01/06 to 31/12/15	VI CPC RANGE BPay + GPay From - To	Notional Pay as on 01/01/2016
					7200-8440	21700
					8450-8710	22400
					8720-8980	23100
285	1140	3650	3650	9050	8990-9260	23800
292	1140	3650	3650	9050	8990-9260	23800
299	1140	3650	3650	9050	8990-9260	23800
306	1140	3650	3650	9050	8990-9260	23800
313	1140	3650	3650	9050	8990-9260	23800
320	1160	3650	3650	9050	8990-9260	23800
327	1160	3650	3650	9050	8990-9260	23800
334	1180	3650	3650	9050	8990-9260	23800
341	1200	3710	3710	9050	8990-9260	23800
348	1220	3770	3770	9270	9270-9530	24500
355	1240	3830	3830	9270	9270-9530	24500
362	1240	3830	3830	9270	9270-9530	24500
369	1260	3890	3890	9490	9270-9530	24500
Max 369	1280	3950	3950	9490	9270-9530	24500
SI-1 376	1300	4010	4010	9500	9270-9530	24500
SI-2 383	1320	4070	4070	9570	9540-9800	25200
SI-3 390	1340	4130	4130	9590	9540-9800	25200
0	1360	4190	4190	9800	9540-9800	25200
0	1380	4250	4250	9910	9810-10110	26000
0	Max 1380	4310	4310	10020	9810-10110	26000
0	SI-1 1400	4370	4370	10130	10120-10420	26800
0	SI-2 1420	4430	4430	10140	10120-10420	26800
0	SI-3 1440	4490	4490	10160	10120-10420	26800
0	0	0	4550	10170	10430-10730	27600
0	0	0	Max 4550	10190	10740-11050	28400
0	0	0	SI-1 4610	10900	10740-11050	28400
0	0	0	SI-2 4670	11010	10740-11050	28400
0	0	0	SI-3 4730	11130	11060-11400	29300
					11410-11750	30200
					11760-12100	31100
					12110-12450	32000
					12460-12840	33000



					12850-13220	1000
					13230-13610	35000
					13620-14040	36100
					14050-14470	37200
					14480-14900	38300
					14910-15330	39400
					15340-15790	40600
					15800-16260	41800
					16270-16770	43100
					16780-17270	44400
					17280-17780	45700
					17790-18320	47100
					18330-18870	48500
					18880-19450	50000
					19460-20030	51500
					20040-20620	53000
					20630-21240	54600
					21250-21860	56200
					21870-22200	57900

Remarks: Classification Allowance, X Group Pay and MSP as applicable will also be added to Basic Pay for calculation of pension

Max - Drawing max of scale for more than one year  
 SI - Stagnation Increment

*Amolax*  
 AA

*[Signature]*  
 SA



Scale of Pay in the Pay band & Grade Pay at the time of Retirement :-

From 01 Jan 1973 to 31 Dec 1985 (3rd CPC) :	310-7-380-8-396
From 01 Jan 1986 to 31 Dec 1995 (4th CPC) :	1220-20-1380-25-1555
From 01 Jan 1996 to 09 Oct 1997 (5th CPC) :	3900-70-4950
From 10 Oct 1997 to 31 Dec 2005 (5th CPC) :	3900-70-4950
From 01 Jan 2006 to 31 Dec 2015 (6th CPC) :	5200-20200 + 2400 GP
Pay Level from 01 Jan 2016 (7th CPC) :	Pay Matrix Level - 4

Table-40

Basic Pay from 01/01/73 to 31/12/85	Basic Pay from 01/01/86 to 31/12/95	Basic Pay from 01/01/96 to 09/10/97	Basic Pay from 10/10/97 to 31/12/05	BPay + GPay from 01/01/06 to 31/12/15	VI CPC RANGE BPay + GPay From - To	Notional Pay as on 01/01/2016
310	1220	3900	3900	9890	7600-9920	25500
317	1220	3900	3900	9890	7600-9920	25500
324	1220	3900	3900	9890	7600-9920	25500
331	1220	3900	3900	9890	7600-9920	25500
338	1220	3900	3900	9890	7600-9920	25500
345	1240	3900	3900	9890	7600-9920	25500
352	1240	3900	3900	9890	7600-9920	25500
359	1240	3900	3900	9890	7600-9920	25500
366	1260	3900	3900	9890	7600-9920	25500
373	1280	3970	3970	9890	7600-9920	25500
380	1300	4040	4040	9920	7600-9920	25500
388	1320	4040	4040	9920	7600-9920	25500
396	1340	4110	4110	10050	9930-10230	26300
Max 396	1360	4180	4180	10180	9930-10230	26300
SI-1 404	1380	4250	4250	10310	10240-10540	27100
SI-2 412	1405	4320	4320	10440	10240-10540	27100
SI-3 420	1430	4390	4390	10570	10550-10850	27900
0	1455	4460	4460	10700	10550-10850	27900
0	1480	4530	4530	10830	10550-10850	27900
0	1505	4600	4600	10960	10860-11160	28700
0	1530	4670	4670	11090	10860-11160	28700
0	1555	4740	4740	11220	11170-11510	29600
0	Max 1555	4810	4810	11350	11170-11510	29600
0	SI-1 1580	4880	4880	11480	11170-11510	29600
0	SI-2 1605	4950	4950	11610	11520-11860	30500
0	SI-3 1630	4950	4950	11610	11520-11860	30500
0	0	0	Max 4950	11760	11870-12210	31400
0	0	0	SI-1 5020	12000	11870-12210	31400
0	0	0	SI-2 5090	12130	12220-12560	32300
0	0	0	SI-3 5160	12260	12220-12560	32300
					12570-12950	33300
					12960-13340	34300
					13350-13730	35300
					13740-14160	36400
					14170-14590	37500





					14600-15010	3600
					15020-15480	39800
					15490-15950	41000
					15960-16420	42200
					16430-16920	43500
					16930-17430	44800
					17440-17930	46100
					17940-18480	47500
					18490-19020	48900
					19030-19610	50400
					19620-20190	51900
					20200-20810	53500
					20820-21430	55100
					21440-22100	56800
					22110-22600	58500

01

Remarks: Classification Allowance, X Group Pay and MSP as applicable will also be added to Basic Pay for calculation of pension

Max - Drawing max of scale for more than one year  
 SI - Stagnation Increment



*D. S. D. S.*  
 AAO

*S. S.*  
 SA

Scale of Pay in the Pay band & Grade Pay at the time of Retirement :-

From 01 Jan 1973 to 31 Dec 1985	(3rd CPC) : 360-8-440
From 01 Jan 1986 to 31 Dec 1995	(4th CPC) : 1350-25-1600-30-1750
From 01 Jan 1996 to 09 Oct 1997	(5th CPC) : 4320-85-5595
From 10 Oct 1997 to 31 Dec 2005	(5th CPC) : 4320-85-5595
From 01 Jan 2006 to 31 Dec 2015	(6th CPC) : 5200-20200 + 2300 GP
Pay Level from 01 Jan 2016	(7th CPC) : Pay Matrix Level - 5

Table-41

Basic Pay from 01/01/73 to 31/12/85	Basic Pay from 01/01/86 to 31/12/95	Basic Pay from 01/01/96 to 09/10/97	Basic Pay from 10/10/97 to 31/12/05	BPay + GPay from 01/01/06 to 31/12/15	VI CPC RANGE BPay + GPay From - To	Notional Pay as on 01/01/2016
360	1350	4320	4320	10840	8000-11360	29200
368	1350	4320	4320	10840	8000-11360	29200
376	1350	4320	4320	10840	8000-11360	29200
384	1350	4320	4320	10840	8000-11360	29200
392	1350	4320	4320	10840	8000-11360	29200
400	1375	4320	4320	10840	8000-11360	29200
408	1375	4320	4320	10840	8000-11360	29200
416	1375	4320	4320	10840	8000-11360	29200
424	1400	4320	4320	10840	8000-11360	29200
432	1400	4320	4320	10840	8000-11360	29200
440	1425	4405	4405	11000	8000-11360	29200
Max 440	1450	4490	4490	11160	8000-11360	29200
SI-1 448	1475	4575	4575	11310	8000-11360	29200
SI-2 456	1500	4575	4575	11310	8000-11360	29200
SI-3 464	1525	4660	4660	11470	11370-11710	30100
0	1550	4745	4745	11630	11370-11710	30100
0	1575	4830	4830	11790	11720-12060	31000
0	1600	4915	4915	11950	11720-12060	31000
0	1630	5000	5000	12100	12070-12410	31900
0	1660	5085	5085	12260	12070-12410	31900
0	1690	5170	5170	12420	12420-12800	32900
0	1720	5255	5255	12580	12420-12800	32900
0	1750	5340	5340	12740	12420-12800	32900
0	Max 1750	5425	5425	12900	12810-13190	33900
0	SI-1 1780	5510	5510	13050	12810-13190	33900
0	SI-2 1810	5595	5595	13210	13200-13570	34900
0	SI-3 1840	5595	5595	13210	13200-13570	34900
0	0	0	Max 5595	13310	13580-13960	35900
0	0	0	SI-1 5680	13480	13580-13960	35900
0	0	0	SI-2 5765	13640	13580-13960	35900
0	0	0	SI-3 5850	14000	13970-14390	37000
					14400-14820	38100
					14830-15250	39200
					15260-15720	40400
					15730-16180	41600



					16190-16650	( 2800
					16660-17150	44100
					17160-17660	45400
					17670-18210	46800
					18220-18750	48200
					18760-19290	49600
					19300-19880	51100
					19890-20460	52600
					20470-21080	54200
					21090-21710	55800
					21720-22370	57500
					22380-23000	59200

113

Remarks: Classification Allowance, X Group Pay and MSP as applicable will also be added to Basic Pay for calculation of pension

Max - Drawing max of scale for more than one year  
 SI - Stagnation Increment



*Anmol...*  
 AAO


*SAO*

Scale of Pay in the Pay band & Grade Pay at the time of Retirement :-

From 01 Jan 1973 to 31 Dec 1985	(3rd CPC) : 455-15-545
From 01 Jan 1986 to 31 Dec 1995	(4th CPC) : 1620-40-2100-50-2400
From 01 Jan 1996 to 09 Oct 1997	(5th CPC) : 5200-125-7450
From 10 Oct 1997 to 31 Dec 2005	(5th CPC) : 5620-140-8140
From 01 Jan 2006 to 31 Dec 2015	(6th CPC) : 9300-34800 + 4200 GP
Pay Level from 01 Jan 2016	(7th CPC) : Pay Matrix Level - 6

Table-42

Basic Pay from 01/01/73 to 31/12/85	Basic Pay from 01/01/86 to 31/12/95	Basic Pay from 01/01/96 to 09/10/97	Basic Pay from 10/10/97 to 31/12/05	BPay + GPay from 01/01/06 to 31/12/15	VI CPC RANGE BPay + GPay From - To	Notional Pay as on 01/01/2016
					13500-13770	35400
					13780-14200	36500
					14210-14630	37600
455	1620	5200	5620	14660	14640-15050	38700
470	1620	5200	5620	14660	14640-15050	38700
485	1620	5200	5620	14660	14640-15050	38700
500	1620	5200	5620	14660	14640-15050	38700
515	1620	5200	5620	14660	14640-15050	38700
530	1660	5200	5620	14660	14640-15050	38700
545	1660	5200	5620	14660	14640-15050	38700
Max 545	1700	5200	5620	14660	14640-15050	38700
SI-1 560	1740	5325	5620	14660	14640-15050	38700
SI-2 575	1780	5450	5620	14660	14640-15050	38700
SI-3 590	1820	5575	5620	14660	14640-15050	38700
0	1860	5700	5620	14920	14640-15050	38700
0	1900	5825	5900	15180	15060-15520	39900
0	1940	5950	6040	15440	15060-15520	39900
0	1980	6075	6180	15700	15530-15990	41100
0	2020	6200	6320	15960	15530-15990	41100
0	2060	6325	6460	16220	16000-16450	42300
0	2100	6450	6460	16220	16000-16450	42300
0	2150	6575	6600	16480	16460-16960	43600
0	2200	6700	6740	16740	16460-16960	43600
0	2250	6825	6880	17000	16970-17470	44900
0	2300	6950	7020	17260	16970-17470	44900
0	2350	7075	7160	17520	17480-17970	46200
0	2400	7200	7300	17780	17480-17970	46200
0	Max 2400	7325	7440	18040	17980-18520	47600
0	SI-1 2450	7450	7580	18300	17980-18520	47600
0	SI-2 2500	7450	7580	18300	17980-18520	47600
0	SI-3 2550	7450	7580	18300	17980-18520	47600
0	0	0	7720	18560	18530-19060	49000
0	0	0	7860	18820	18530-19060	49000
0	0	0	8000	19080	19070-19640	50500



0	0	0	8140	19350	19070-19640	50500
0	0	0	Max 8140	19930	19650-20230	52000
0	0	0	SI-1 8280	20200	19650-20230	52000
0	0	0	SI-2 8420	20470	20240-20850	53600
0	0	0	SI-3 8560	20740	20240-20850	53600
					20860-21470	55200
					21480-22140	56900
					22150-22800	58600
					22810-23500	60400
					23510-24200	62200
					24210-24940	64100
					24950-25680	66000
					25690-26450	68000
					26460-27230	70000
					27240-28050	72100
					28060-28910	74300
					28920-29760	76500
					29770-30660	78800
					30670-31590	81200
					31600-32520	83600
					32530-33500	86100
					33510-34510	88700
					34520-35560	91400
					35570-36610	94100
					36620-37700	96900
					37710-38830	99800
					38840-39000	102800

115

Remarks: Classification Allowance, X Group Pay and MSP as applicable will also be added to Basic Pay for calculation of pension

Max - Drawing max of scale for more than one year  
 SI - Stagnation Increment



*Anshu...*  
 AAO

*Sd/-*  
 SAO

Scale of Pay in the Pay band & Grade Pay at the time of Retirement :-

From 01 Jan 1973 to 31 Dec 1985 (3rd CPC) :	550-20-670
From 01 Jan 1986 to 31 Dec 1995 (4th CPC) :	1870-50-2320-60-2620-75-2770
From 01 Jan 1996 to 09 Oct 1997 (5th CPC) :	6170-175-8970
From 10 Oct 1997 to 31 Dec 2005 (5th CPC) :	6600-170-9320
From 01 Jan 2006 to 31 Dec 2015 (6th CPC) :	9300-34800 + 4600 GP
Pay Level from 01 Jan 2016 (7th CPC) :	Pay Matrix Level - 7

Table-43

Basic Pay from 01/01/73 to 31/12/85	Basic Pay from 01/01/86 to 31/12/95	Basic Pay from 01/01/96 to 09/10/97	Basic Pay from 10/10/97 to 31/12/05	BPay + GPa/ from 01/01/06 to 31/12/15	VI CPC RANGE BPay + GPay From - To	Notional Pay as on 01/01/2016
550	1870	6170	6600	16880	13900-17470	44900
570	1870	6170	6600	16880	13900-17470	44900
590	1870	6170	6600	16880	13900-17470	44900
610	1870	6170	6600	16880	13900-17470	44900
630	1870	6170	6600	16880	13900-17470	44900
650	1920	6170	6600	16880	13900-17470	44900
670	1970	6170	6600	16880	13900-17470	44900
Max 670	2020	6345	6600	16880	13900-17470	44900
SI-1 690	2070	6345	6600	16880	13900-17470	44900
SI-2 710	2120	6520	6600	16880	13900-17470	44900
SI-3 730	2170	6695	6770	17200	13900-17470	44900
0	2220	6870	6940	17510	17480-17970	46200
0	2270	6870	6940	17510	17480-17970	46200
0	2320	7045	7110	17830	17480-17970	46200
0	2380	7220	7280	18150	17980-18520	47600
0	2440	7395	7450	18460	17980-18520	47600
0	2500	7570	7620	18780	18530-19060	49000
0	2560	7745	7790	19090	19070-19640	50500
0	2620	7920	7960	19410	19070-19640	50500
0	2695	8270	8300	20040	19650-20230	52000
0	2770	8445	8470	20360	20240-20850	53600
0	Max 2770	8620	8640	20680	20240-20850	53600
0	SI-1 2845	8795	8810	20990	20860-21470	55200
0	SI-2 2920	8970	8980	21110	20860-21470	55200
0	SI-3 2995	8970	8980	21110	20860-21470	55200
0	0	0	9150	21620	21480-22140	56900
0	0	0	9320	21940	21480-22140	56900
0	0	0	Max 9320	22000	22150-22800	58600
0	0	0	SI-1 9490	22430	22810-23500	60400
0	0	0	SI-2 9660	23150	22810-23500	60400
0	0	0	SI-3 9830	23580	23510-24200	62200
					24210-24940	64100
					24950-25680	66000
					25690-26450	68000



					26460-27230	70000
					27240-28050	72100
					28060-28910	74300
					28920-29760	76500
					29770-30660	78800
					30670-31590	81200
					31600-32520	83600
					32530-33500	86100
					33510-34510	88700
					34520-35560	91400
					35570-36610	94100
					36620-37700	96900
					37710-38830	99800
					38840-39400	102800

117

Remarks: Classification Allowance, X Group Pay and MSP as applicable will also be added to Basic Pay for calculation of pension

Max - Drawing max of scale for more than one year  
 SI - Stagnation Increment

*Anand*  
 AA2

*SI*  
~~SA~~



Scale of Pay in the Pay band & Grade Pay at the time of Retirement :-

From 01 Jan 1973 to 31 Dec 1985	(3rd CPC) : 650-25-750
From 01 Jan 1986 to 31 Dec 1995	(4th CPC) : 2050-60-2550-75-2980
From 01 Jan 1996 to 09 Oct 1997	(5th CPC) : 6750-200-9550
From 10 Oct 1997 to 31 Dec 2005	(5th CPC) : 6750-200-9550
From 01 Jan 2006 to 31 Dec 2015	(6th CPC) : 9300-34800 + 4800 GP
Pay Level from 01 Jan 2016	(7th CPC) : Pay Matrix Level - 8

Table - 44

Basic Pay from 01/01/78 to 31/12/85	Basic Pay from 01/01/86 to 31/12/95	Basic Pay from 01/01/96 to 09/10/97	Basic Pay from 10/10/97 to 31/12/05	BPay + GPay from 01/01/06 to 31/12/15	VI CPC RANGE BPay + GPay From - To	Notional Pay as on 01/01/2016
650	2050	6750	6750	17360	14100-18520	47600
675	2050	6750	6750	17360	14100-18520	47600
700	2050	6750	6750	17360	14100-18520	47600
725	2110	6750	6750	17360	14100-18520	47600
0	2170	6750	6750	17360	14100-18520	47600
750	2230	6950	6950	17730	14100-18520	47600
Max 750	2290	6950	6950	17730	14100-18520	47600
SI-1 775	2350	7150	7150	18100	14100-18520	47600
SI-2 800	2410	7350	7350	18480	14100-18520	47600
SI-3 825	2470	7550	7550	18850	18530-19060	49000
0	2530	7750	7750	19220	19070-19640	50500
0	2605	7950	7950	19590	19070-19640	50500
0	2680	8150	8150	19960	19650-20230	52000
0	2755	8350	8350	20340	20240-20850	53600
0	2830	8550	8550	20710	20240-20850	53600
0	2905	8950	8950	21450	20860-21470	55200
0	2980	9150	9150	21820	21480-22140	56900
0	Max 2980	9350	9350	22200	22150-22800	58600
0	SI-1 3055	9550	9550	22570	22150-22800	58600
0	SI-2 3130	9550	9550	22570	22150-22800	58600
0	SI-3 3205	9550	9550	22570	22150-22800	58600
0	0	0	Max 9850	23150	22810-23500	60400
0	0	0	SI-1 9750	23630	23510-24200	62200
0	0	0	SI-2 9950	24010	23510-24200	62200
0	0	0	SI-3 10150	24390	24210-24940	64100
					24950-25680	66000
					25690-26450	68000
					26460-27230	70000
					27240-28050	72100
					28060-28910	74300
					28920-29760	76500
					29770-30660	78800
					30670-31590	81200
					31600-32520	83600





					32530-33500	86100
					33510-34510	88700
					34520-35560	91400
					35570-36610	94100
					36620-37700	96900
					37710-38830	99800
					38840-39600	102800

119

Remarks: Classification Allowance, X Group Pay and MSP as applicable will also be added to Basic Pay for calculation of pension

Max - Drawing max of scale for more than one year  
 SI - Stagnation Increment

*Quokan*  
 AAO

*ds*  
 SAO



Scale of Pay in the Pay band & Grade Pay at the time of Retirement :-

From 01 Jan 1973 to 31 Dec 1985 (3rd CPC) :	1000
From 01 Jan 1986 to 31 Dec 1995 (4th CPC) :	3300
From 01 Jan 1996 to 09 Oct 1997 (5th CPC) :	10500-0-10500
From 10 Oct 1997 to 31 Dec 2005 (5th CPC) :	10500-0-10500
From 01 Jan 2006 to 31 Dec 2015 (6th CPC) :	15600-39100 - 5400 GP
Pay Level from 01 Jan 2016 (7th CPC) :	Pay Matrix Level - 10

Table - 45

Basic Pay from 01/01/73 to 31/12/85	Basic Pay from 01/01/86 to 31/12/95	Basic Pay from 01/01/96 to 09/10/97	Basic Pay from 10/10/97 to 31/12/05	BPay + GPay from 01/01/06 to 31/12/15	VI CPC RANGE BPay + GPay From - To	Notional Pay as on 01/01/2016
					21000-21820	56100
					21830-22490	57800
					22500-23150	59500
					23160-23850	61300
					23860-24550	63100
1000	3300	10500	10500	24930	24560-25290	65000
					25300-26070	67000
					26080-26840	69000
					26850-27660	71100
					27670-28480	73200
					28490-29330	75400
					29340-30230	77700
					30240-31120	80000
					31130-32060	82400
					32070-33030	84900
					33040-34000	87400
					34010-35010	90000
					35020-36070	92700
					36080-37150	95500
					37160-38280	98400
					38290-39450	101400
					39460-40620	104400
					40630-41820	107500
					41830-43070	110700
					43080-44350	114000
					44360-44500	117400

Remarks: Classification Allowance, X Group Pay and MSP as applicable will also be added to Basic Pay for calculation of pension

*Dushay*  
AA2

*S.A.*



121

Scale of Pay in the Pay band &amp; Grade Pay at the time of Retirement :-

From 01 Jan 1973 to 31 Dec 1985 (3rd CPC) :	1000
From 01 Jan 1986 to 31 Dec 1995 (4th CPC) :	3300
From 01 Jan 1996 to 09 Oct 1997 (5th CPC) :	10500-0-10500
From 10 Oct 1997 to 31 Dec 2005 (5th CPC) :	10500-0-10500
From 01 Jan 2006 to 31 Dec 2015 (6th CPC) :	15600-39100 + 5400 GP
Pay Level from 01 Jan 2016 (7th CPC) :	Pay Matrix Level - 10

Basic Pay from 01/01/73 to 31/12/85	Basic Pay from 01/01/86 to 31/12/95	Basic Pay from 01/01/96 to 09/10/97	Basic Pay from 10/10/97 to 31/12/05	BPay + GPay from 01/01/06 to 31/12/15	VI CPC RANGE BPay + GPay From - To	Notional Pay as on 01/01/2016
					21000-21820	56100
					21830-22490	57800
					22500-23150	59500
					23160-23850	61300
					23860-24550	63100
1000	3300	10500	10500	24930	24560-25290	65000
					25300-26070	67000
					26080-26840	69000
					26850-27660	71100
					27670-28480	73200
					28490-29330	75400
					29340-30230	77700
					30240-31120	80000
					31130-32060	82400
					32070-33030	84900
					33040-34000	87400
					34010-35010	90000
					35020-36070	92700
					36080-37150	95500
					37160-38280	98400
					38290-39450	101400
					39460-40620	104400
					40630-41820	107500
					41830-43070	110700
					43080-44350	114000
					44360-44500	117400

Remarks: Classification Allowance, X Group Pay and MSP as applicable will also be added to Basic Pay for calculation of pension



*Anshu*  
AAO

*SAO*

Scale of Pay in the Pay band & Grade Pay at the time of Retirement :-

From 01 Jan 1973 to 31 Dec 1985 (3rd CPC) :	1100
From 01 Jan 1986 to 31 Dec 1995 (4th CPC) :	3400
From 01 Jan 1996 to 09 Oct 1997 (5th CPC) :	10850-0-10850
From 10 Oct 1997 to 31 Dec 2005 (5th CPC) :	10850-0-10850
From 01 Jan 2006 to 31 Dec 2015 (6th CPC) :	15600-39100 + 6100 GP
Pay Level from 01 Jan 2016 (7th CPC) :	Pay Matrix Level - 10B

Table-4C

Basic Pay from 01/01/73 to 31/12/85	Basic Pay from 01/01/86 to 31/12/95	Basic Pay from 01/01/96 to 09/10/97	Basic Pay from 10/10/97 to 31/12/05	BPay + GPay from 01/01/06 to 31/12/15	VI CPC RANGE BPay + GPay From - To	Notional Pay as on 01/01/2016
					21700-23850	61300
					23860-24550	63100
					24560-25290	65000
					25300-26070	67000
1100	3400	10850	10850	26290	26080-26840	69000
					26850-27660	71100
					27670-28480	73200
					28490-29330	75400
					29340-30230	77700
					30240-31120	80000
					31130-32060	82400
					32070-33030	84900
					33040-34000	87400
					34010-35010	90000
					35020-36070	92700
					36080-37150	95500
					37160-38280	98400
					38290-39450	101400
					39460-40620	104400
					40630-41820	107500
					41830-43070	110700
					43080-44350	114000
					44360-45200	117400

Remarks: Classification Allowance, X Group Pay and MSP as applicable will also be added to Basic Pay for calculation of pension



*Archer*  
AAO

*SAO*

Z Group - Spl S/M Group

Concordance Table : Seaman II(4 Grp S/M (3/4CPC) NMR - Z Grp 5 CPC - Y Grp (6/7 CPC))

123

Scale of Pay in the Pay band & Grade Pay at the time of Retirement :-

From 01 Jan 1973 to 31 Dec 1985 (3rd CPC) :	255-6-267
From 01 Jan 1986 to 31 Dec 1995 (4th CPC) :	1040-20-1080
From 01 Jan 1996 to 09 Oct 1997 (5th CPC) :	3325-60-3445
From 10 Oct 1997 to 31 Dec 2005 (5th CPC) :	3050-55-3215
From 01 Jan 2006 to 31 Dec 2015 (6th CPC) :	5200-20200 + 2000 GP
Pay Level from 01 Jan 2016 (7th CPC) :	Pay Matrix Level - 3

Table - 47

Basic Pay from 01/01/76 to 31/12/85	Basic Pay from 01/01/86 to 31/12/95	Basic Pay from 01/01/96 to 09/10/97	Basic Pay from 10/10/97 to 31/12/05	BPay + GPav from 01/01/06 to 31/12/15	VI CPC RANGE BPay + GPav From - To	Notional Pay as on 01/01/2016
0	0	0	3050	7380	7200-8440	21700
0	0	0	3105	8060	7200-8440	21700
0	0	0	3160	8060	7200-8440	21700
0	0	0	3215	8250	7200-8440	21700
255	1040	* 3325	3325	8250	7200-8440	21700
261	1040	* 3325	3325	8250	7200-8440	21700
267	1040	* 3325	3325	8250	7200-8440	21700
Max 267	1060	* 3325	3325	8250	7200-8440	21700
SI-1 273	1080	* 3325	3325	8250	7200-8440	21700
SI-2 279	1080	* 3325	3325	8250	7200-8440	21700
SI-3 285	1080	* 3325	3325	8250	7200-8440	21700
0	Max 1080	* 3385	3385	8440	7200-8440	21700
0	SI-1 1100	* 3385	3385	8440	7200-8440	21700
0	SI-2 1120	* 3445	3445	8440	8450-8710	22400
0	SI-3 1140	* 3445	3445	8440	8450-8710	22400
					8720-8980	23100
					8990-9260	23800
					9270-9530	24500
					9540-9800	25200
					9810-10110	26000
					10120-10420	26800
					10430-10730	27600
					10740-11050	28400
					11060-11400	29300
					11410-11750	30200
					11760-12100	31100
					12110-12450	32000
					12460-12840	33000
					12850-13220	34000
					13230-13610	35000
					13620-14040	36100
					14050-14470	37200
					14480-14900	38300
					14910-15330	39400
					15340-15790	40600



*[Signature]*  
A40(M)

*[Signature]*  
SA0(M)

					15800-16260	1800
					16270-16770	43100
					16780-17270	44400
					17280-17780	45700
					17790-18320	47100
					18330-18870	48500
					18880-19450	50000
					19460-20030	51500
					20040-20620	53000
					20630-21240	54600
					21250-21860	56200
					21870-22200	57900

Remarks: Classification Allowance, X Group Pay and MSP as applicable will also be added to Basic Pay for calculation of pension

5<sup>th</sup> CPC Max of scale and Stagnation Increments data is given in main "Y" group tables.

\* - Values of 01/01/96 scales beyond max of 10/10/97 scale taken as it is.

~~Shri~~  
AAO(N)

~~Shri~~  
SAR(N)




Scale of Pay in the Pay band & Grade Pay at the time of Retirement :-

From 01 Jan 1973 to 31 Dec 1985	(3rd CPC) : 285-7-369
From 01 Jan 1986 to 31 Dec 1995	(4th CPC) : 1140-20-1380
From 01 Jan 1996 to 09 Oct 1997	(5th CPC) : 3650-60-4550
From 10 Oct 1997 to 31 Dec 2005	(5th CPC) : 3080-60-3980
From 01 Jan 2006 to 31 Dec 2015	(6th CPC) : 5200-20200 + 2000 GP
Pay Level from 01 Jan 2016	(7th CPC) : Pay Matrix Level - 3

Table - 48

Basic Pay from 01/01/78 to 31/12/85	Basic Pay from 01/01/86 to 31/12/95	Basic Pay from 01/01/96 to 09/10/97	Basic Pay from 10/10/97 to 31/12/05	BPay + GPay from 01/01/06 to 31/12/15	VI CPC RANGE BPay + GPay From - To	Notional Pay as on 01/01/2016
0	0	0	3080	8060	7200-8440	21700
0	0	0	3140	8060	7200-8440	21700
0	0	0	3200	8250	7200-8440	21700
0	0	0	3260	8250	7200-8440	21700
0	0	0	3320	8440	7200-8440	21700
0	0	0	3380	8440	7200-8440	21700
0	0	0	3440	8640	8450-8710	22400
0	0	0	3500	8640	8450-8710	22400
0	0	0	3560	8840	8720-8980	23100
0	0	0	3620	8840	8720-8980	23100
285	1140	3650	3680	9050	8990-9260	23800
292	1140	3650	3680	9050	8990-9260	23800
299	1140	3650	3680	9050	8990-9260	23800
306	1140	3650	3680	9050	8990-9260	23800
313	1140	3650	3680	9050	8990-9260	23800
320	1160	3650	3680	9050	8990-9260	23800
327	1160	3650	3680	9050	8990-9260	23800
334	1180	3650	3680	9050	8990-9260	23800
341	1200	3710	3740	9050	8990-9260	23800
348	1220	3770	3800	9270	9270-9530	24500
355	1240	3830	3860	9270	9270-9530	24500
362	1240	3830	3860	9270	9270-9530	24500
369	1260	3890	3920	9490	9270-9530	24500
Max 369	1280	3950	3980	9490	9270-9530	24500
SI-1 376	1300	* 4010	4010	9400	9270-9530	24500
SI-2 383	1320	* 4070	4070	9470	9540-9800	25200
SI-3 390	1340	* 4130	4130	9490	9540-9800	25200
0	1360	* 4190	4190	9400	9540-9800	25200
0	1380	* 4250	4250	9410	9810-10110	26000
0	Max 1380	* 4310	4310	10020	9810-10110	26000
0	SI-1 1400	* 4370	4370	10030	10120-10420	26800
0	SI-2 1420	* 4430	4430	10040	10120-10420	26800
0	SI-3 1440	* 4490	4490	10060	10120-10420	26800
					10430-10730	27600
					10740-11050	28400



*[Signature]*  
AAO(M)

*[Signature]*  
SAD(M)

126

					11060-11400	29300
					11410-11750	30200
					11760-12100	31100
					12110-12450	32000
					12460-12840	33000
					12850-13220	34000
					13230-13610	35000
					13620-14040	36100
					14050-14470	37200
					14480-14900	38300
					14910-15330	39400
					15340-15790	40600
					15800-16260	41800
					16270-16770	43100
					16780-17270	44400
					17280-17780	45700
					17790-18320	47100
					18330-18870	48500
					18880-19450	50000
					19460-20030	51500
					20040-20620	53000
					20630-21240	54600
					21250-21860	56200
					21870-22200	57900


Remarks: Classification Allowance, X Group Pay and MSP as applicable will also be added to Basic Pay for calculation of pension

5<sup>th</sup> CPC Max of scale and Stagnation Increments data is given in main "Y" group tables.

\* - values of 01/01/96 scales beyond max of 10/10/97 scale taken as it is.

*[Signature]*  
AAO(N)

*[Signature]*  
SAO(N)






Scale of Pay in the Pay band & Grade Pay at the time of Retirement :-

From 01 Jan 1973 to 31 Dec 1985 (3rd CPC) :	310-7-380-8-396
From 01 Jan 1986 to 31 Dec 1995 (4th CPC) :	1220-20-1380-25-1555
From 01 Jan 1996 to 09 Oct 1997 (5th CPC) :	3900-70-4950
From 10 Oct 1997 to 31 Dec 2005 (5th CPC) :	3200-70-4250
From 01 Jan 2006 to 31 Dec 2015 (6th CPC) :	5200-20200 + 2400 GP
Pay Level from 01 Jan 2016 (7th CPC) :	Pay Matrix Level - 4

Table-49

Basic Pay from 01/01/73 to 31/12/85	Basic Pay from 01/01/86 to 31/12/95	Basic Pay from 01/01/96 to 09/10/97	Basic Pay from 10/10/97 to 31/12/05	BPay + GPay from 01/01/06 to 31/12/15	VI CPC RANGE BPay + GPay From - To	Notional Pay as on 01/01/2016
0	0	0	3200	8650	7600-9920	25500
0	0	0	3270	8650	7600-9920	25500
0	0	0	3340	8840	7600-9920	25500
0	0	0	3410	9040	7600-9920	25500
0	0	0	3480	9040	7600-9920	25500
0	0	0	3550	9240	7600-9920	25500
0	0	0	3620	9240	7600-9920	25500
0	0	0	3690	9450	7600-9920	25500
0	0	0	3760	9450	7600-9920	25500
0	0	0	3830	9670	7600-9920	25500
310	1220	3900	3900	9890	7600-9920	25500
317	1220	3900	3900	9890	7600-9920	25500
324	1220	3900	3900	9890	7600-9920	25500
331	1220	3900	3900	9890	7600-9920	25500
338	1220	3900	3900	9890	7600-9920	25500
345	1240	3900	3900	9890	7600-9920	25500
352	1240	3900	3900	9890	7600-9920	25500
359	1240	3900	3900	9890	7600-9920	25500
366	1260	3900	3900	9890	7600-9920	25500
373	1280	3970	3970	9890	7600-9920	25500
380	1300	4040	4040	9920	7600-9920	25500
388	1320	4040	4040	9920	7600-9920	25500
396	1340	4110	4110	10050	9930-10230	26300
Max 396	1360	4180	4180	10180	9930-10230	26300
SI-1 404	1380	4250	4250	10310	10240-10540	27100
SI-2 412	1405	* 4320	4320	10440	10240-10540	27100
SI-3 420	1430	* 4390	4390	10570	10550-10850	27900
0	1455	* 4460	4460	10700	10550-10850	27900
0	1480	* 4530	4530	10830	10550-10850	27900
0	1505	* 4600	4600	10960	10860-11160	28700
0	1530	* 4670	4670	11090	10860-11160	28700
0	1555	* 4740	4740	11220	11170-11510	29600
0	Max 1555	* 4810	4810	11350	11170-11510	29600
0	SI-1 1580	* 4880	4880	11480	11170-11510	29600
0	SI-2 1605	* 4950	4950	11610	11520-11860	30500



*[Signature]*  
AAO(N)

*[Signature]*  
SAO(N)

0	SI-3 1630	* 4950	4950	11610	11520-11860	0500
					11870-12210	31400
					12220-12560	32300
					12570-12950	33300
					12960-13340	34300
					13350-13730	35300
					13740-14160	36400
					14170-14590	37500
					14600-15010	38600
					15020-15480	39800
					15490-15950	41000
					15960-16420	42200
					16430-16920	43500
					16930-17430	44800
					17440-17930	46100
					17940-18480	47500
					18490-19020	48900
					19030-19610	50400
					19620-20190	51900
					20200-20810	53500
					20820-21430	55100
					21440-22100	56800
					22110-22600	58500

Remarks: Classification Allowance, X Group Pay and MSP as applicable will also be added to Basic Pay for calculation of pension

5<sup>th</sup> CPC Max of scale and Stagnation Increments data is given in main "Y" group tables.

\* - values of 01/01/96 scales beyond max of 10/10/97 scale taken as it is.

*[Signature]*  
AAD(N)

*[Signature]*  
SAO(N)



Scale of Pay in the Pay band & Grade Pay at the time of Retirement :-

From 01 Jan 1973 to 31 Dec 1985 (3rd CPC) :	360-8-440
From 01 Jan 1986 to 31 Dec 1995 (4th CPC) :	1350-25-1600-30-1750
From 01 Jan 1996 to 09 Oct 1997 (5th CPC) :	4320-85-5595
From 10 Oct 1997 to 31 Dec 2005 (5th CPC) :	3775-85-5050
From 01 Jan 2006 to 31 Dec 2015 (6th CPC) :	5200-20200 + 2800 GP
Pay Level from 01 Jan 2016 (7th CPC) :	Pay Matrix Level - 5

Table-50

Basic Pay from 01/01/76 to 31/12/85	Basic Pay from 01/01/86 to 31/12/95	Basic Pay from 01/01/96 to 09/10/97	Basic Pay from 10/10/97 to 31/12/05	BPay + GPay from 01/01/06 to 31/12/15	VI CPC RANGE BPay + GPay From - To	Notional Pay as on 01/01/2016
0	0	0	3775	9830	8000-11360	29200
0	0	0	3860	9980	8000-11360	29200
0	0	0	3945	10140	8000-11360	29200
0	0	0	4030	10300	8000-11360	29200
0	0	0	4115	10460	8000-11360	29200
0	0	0	4200	10620	8000-11360	29200
0	0	0	4285	10770	8000-11360	29200
360	1350	4320	4370	10930	8000-11360	29200
368	1350	4320	4370	10930	8000-11360	29200
376	1350	4320	4370	10930	8000-11360	29200
384	1350	4320	4370	10930	8000-11360	29200
392	1350	4320	4370	10930	8000-11360	29200
400	1375	4320	4370	10930	8000-11360	29200
408	1375	4320	4370	10930	8000-11360	29200
416	1375	4320	4370	10930	8000-11360	29200
424	1400	4320	4370	10930	8000-11360	29200
432	1400	4320	4370	10930	8000-11360	29200
440	1425	4405	4455	11090	8000-11360	29200
Max 440	1450	4490	4540	11250	8000-11360	29200
SI-1	1475	4575	4625	11410	11370-11710	30100
SI-2	1500	4575	4625	11410	11370-11710	30100
SI-3	1525	4660	4710	11570	11370-11710	30100
0	1550	4745	4795	11720	11720-12060	31000
0	1575	4830	4880	11880	11720-12060	31000
0	1600	4915	4965	12040	11720-12060	31000
0	1630	5000	5050	12200	12070-12410	31900
0	1660	* 5085	5085	12260	12070-12410	31900
0	1690	* 5170	5170	12420	12420-12800	32900
0	1720	* 5255	5255	12580	12420-12800	32900
0	1750	* 5340	5340	12740	12420-12800	32900
0	Max 1750	* 5425	5425	12900	12810-13190	33900
0	SI-1 1780	* 5510	5510	13050	12810-13190	33900
0	SI-2 1810	* 5595	5595	13210	13200-13570	34900
0	SI-3 1840	* 5595	5595	13210	13200-13570	34900
					13580-13960	35900



*[Signature]*  
AAO(N)

*[Signature]*  
SAD(N)

					13970-14390	57000
					14400-14820	38100
					14830-15250	39200
					15260-15720	40400
					15730-16180	41600
					16190-16650	42800
					16660-17150	44100
					17160-17660	45400
					17670-18210	46800
					18220-18750	48200
					18760-19290	49600
					19300-19880	51100
					19890-20460	52600
					20470-21080	54200
					21090-21710	55800
					21720-22370	57500
					22380-23000	59200

130

Remarks: Classification Allowance, X Group Pay and MSP as applicable will also be added to Basic Pay for calculation of pension

5<sup>th</sup> CPC Max of scale and Stagnation Increments data is given in main "Y" group tables.

\* - values of 01/01/96 scales beyond max of 10/10/97 scale taken as it is.

~~AAO(N)~~  
AAO(N)

~~AAO(N)~~  
AAO(N)



Scale of Pay in the Pay band & Grade Pay at the time of Retirement :-

From 01 Jan 1973 to 31 Dec 1985	(3rd CPC)	: 455-15-545
From 01 Jan 1986 to 31 Dec 1995	(4th CPC)	: 1620-40-2100-50-2400
From 01 Jan 1996 to 09 Oct 1997	(5th CPC)	: 5200-125-7450
From 10 Oct 1997 to 31 Dec 2005	(5th CPC)	: 5200-125-7450
From 01 Jan 2006 to 31 Dec 2015	(6th CPC)	: 9300-34800 + 4200 GP
Pay Level from 01 Jan 2016	(7th CPC)	: Pay Matrix Level - 6

Table-51

Basic Pay from 01/01/73 to 31/12/85	Basic Pay from 01/01/86 to 31/12/95	Basic Pay from 01/01/96 to 09/10/97	Basic Pay from 10/10/97 to 31/12/05	BPay + GPay from 01/01/06 to 31/12/15	VI CPC RANGE BPay + GPay From - To	Notional Pay as on 01/01/2016
					13500-13770	35400
455	1620	5200	5200	13880	13780-14200	36500
470	1620	5200	5200	13880	13780-14200	36500
485	1620	5200	5200	13880	13780-14200	36500
500	1620	5200	5200	13880	13780-14200	36500
515	1620	5200	5200	13880	13780-14200	36500
530	1660	5200	5200	13880	13780-14200	36500
545	1660	5200	5200	13880	13780-14200	36500
Max 545	1700	5200	5200	13880	13780-14200	36500
SI-1 560	1740	5325	5325	14110	13780-14200	36500
SI-2 575	1780	5450	5450	14340	14210-14630	37600
SI-3 590	1820	5575	5575	14570	14210-14630	37600
0	1860	5700	5700	14810	14640-15050	38700
0	1900	5825	5825	15040	14640-15050	38700
0	1940	5950	5950	15270	15060-15520	39900
0	1980	6075	6075	15500	15060-15520	39900
0	2020	6200	6200	15740	15530-15990	41100
0	2060	6325	6325	15970	15530-15990	41100
0	2100	6450	6450	16200	16000-16450	42300
0	2150	6575	6575	16430	16000-16450	42300
0	2200	6700	6700	16670	16460-16960	43600
0	2250	6825	6825	16900	16460-16960	43600
0	2300	6950	6950	17130	16970-17470	44900
0	2350	7075	7075	17360	16970-17470	44900
0	2400	7200	7200	17600	17480-17970	46200
0	Max 2400	7325	7325	17830	17480-17970	46200
0	SI-1 2450	7450	7450	18060	17980-18520	47600
0	SI-2 2500	7450	7450	18060	17980-18520	47600
0	SI-3 2550	7450	7450	18060	17980-18520	47600
0	0	0	Max 7450	18410	18530-19060	49000
0	0	0	SI-1 7575	18840	18530-19060	49000
0	0	0	SI-2 7700	19090	19070-19640	50500
0	0	0	SI-3 7825	19330	19070-19640	50500
					19650-20230	52000
					20240-20850	53600



*[Signature]*  
AAO(M)

*[Signature]*  
SAO(M)

					20860-21470	5200
					21480-22140	56900
					22150-22800	58600
					22810-23500	60400
					23510-24200	62200
					24210-24940	64100
					24950-25680	66000
					25690-26450	68000
					26460-27230	70000
					27240-28050	72100
					28060-28910	74300
					28920-29760	76500
					29770-30660	78800
					30670-31590	81200
					31600-32520	83600
					32530-33500	86100
					33510-34510	88700
					34520-35560	91400
					35570-36610	94100
					36620-37700	96900
					37710-38830	99800
					38840-39000	102800

Remarks: Classification Allowance, X Group Pay and MSP as applicable will also be added to Basic Pay for calculation of pension

Max - Drawing max of scale for more than one year  
SI - Stagnation Increment

~~Signature~~  
AAO(H)

~~Signature~~  
SAO(H)



133

Scale of Pay in the Pay band & Grade Pay at the time of Retirement :-

From 01 Jan 1973 to 31 Dec 1985	(3rd CPC) : 550-20-670
From 01 Jan 1986 to 31 Dec 1995	(4th CPC) : 1870-50-2320-60-2620-75-2770
From 01 Jan 1996 to 09 Oct 1997	(5th CPC) : 6170-175-8970
From 10 Oct 1997 to 31 Dec 2005	(5th CPC) : 6170-155-8650
From 01 Jan 2006 to 31 Dec 2015	(6th CPC) : 9300-34800 + 4600 GP
Pay Level from 01 Jan 2016	(7th CPC) : Pay Matrix Level - 7

Table-52

Basic Pay from 01/01/78 to 31/12/85	Basic Pay from 01/01/86 to 31/12/95	Basic Pay from 01/01/96 to 09/10/97	Basic Pay from 10/10/97 to 31/12/05	BPay + GPay from 01/01/06 to 31/12/15	VI CPC RANGE BPay + GPay From - To	Notional Pay as on 01/01/2016
550	1870	6170	6170	16080	13900-17470	44900
570	1870	6170	6170	16080	13900-17470	44900
590	1870	6170	6170	16080	13900-17470	44900
610	1870	6170	6170	16080	13900-17470	44900
630	1870	6170	6170	16080	13900-17470	44900
650	1920	6170	6170	16080	13900-17470	44900
670	1970	6170	6170	16080	13900-17470	44900
0	0	0	6325	16370	13900-17470	44900
Max 670	2020	6345	6480	16660	13900-17470	44900
SI-1 690	2070	6345	6480	16660	13900-17470	44900
SI-2 710	2120	6520	6635	16950	13900-17470	44900
SI-3 730	2170	6695	6790	17230	13900-17470	44900
0	2220	6870	6945	17520	17480-17970	46200
0	2270	6870	6945	17520	17480-17970	46200
0	2320	7045	7100	17810	17480-17970	46200
0	2380	7220	7255	18100	17980-18520	47600
0	2440	7395	7410	18190	17980-18520	47600
0	0	0	7565	18680	18530-19060	49000
0	2500	7570	7720	18960	18530-19060	49000
0	2560	7745	7875	19250	19070-19640	50500
0	2620	7920	8030	19440	19070-19640	50500
0	0	0	8185	19830	19650-20230	52000
0	2695	8270	8340	20120	19650-20230	52000
0	2770	8445	8495	20410	20240-20850	53600
0	Max 2770	8620	8650	20390	20240-20850	53600
0	SI-1 2845	* 8795	8795	20460	20860-21470	55200
0	SI-2 2920	* 8970	8970	21190	20860-21470	55200
0	SI-3 2995	* 8970	8970	21190	20860-21470	55200
					21480-22140	56900
					22150-22800	58600
					22810-23500	60400
					23510-24200	62200
					24210-24940	64100
					24950-25680	66000



AAO(N)

SAO(N)

	25690-26450	68000
	26460-27230	70000
	27240-28050	72100
	28060-28910	74300
	28920-29760	76500
	29770-30660	78800
	30670-31590	81200
	31600-32520	83600
	32530-33500	86100
	33510-34510	88700
	34520-35560	91400
	35570-36610	94100
	36620-37700	96900
	37710-38830	99800
	38840-39400	102800

(34)

Remarks: Classification Allowance, X Group Pay and MSP as applicable will also be added to Basic Pay for calculation of pension

5<sup>th</sup> CPC Max of scale and Stagnation Increments data is given in main "Y" group tables.

\* - values of 01/01/96 scales beyond max of 10/10/97 scale taken as it is.

~~AAO(N)~~  
AAO(N)

~~SAO(N)~~  
SAO(N)



0



135

Scale of Pay in the Pay band & Grade Pay at the time of Retirement :-

From 01 Jan 1973 to 31 Dec 1985	(3rd CPC) : 650-75-750
From 01 Jan 1986 to 31 Dec 1995	(4th CPC) : 2050-60-2530-75-2980
From 01 Jan 1996 to 09 Oct 1997	(5th CPC) : 6750-200-9550
From 10 Oct 1997 to 31 Dec 2005	(5th CPC) : 6600-200-9400
From 01 Jan 2006 to 31 Dec 2015	(6th CPC) : 9300-34800 + 4800 GP
Pay Level from 01 Jan 2016	(7th CPC) : Pay Matrix Level - 8

Table-53

Basic Pay from 01/01/73 to 31/12/85	Basic Pay from 01/01/86 to 31/12/95	Basic Pay from 01/01/96 to 09/10/97	Basic Pay from 10/10/97 to 31/12/05	BPay + GPay from 01/01/06 to 31/12/15	VI CPC RANGE BPay + GPay From - To	Notional Pay as on 01/01/2016
0	0	0	6600	17080	14100-18520	47600
650	2050	6750	6750	17360	14100-18520	47600
675	2050	6750	6750	17360	14100-18520	47600
700	2050	6750	6750	17360	14100-18520	47600
725	2110	6750	6750	17360	14100-18520	47600
0	2170	6750	6750	17160	14100-18520	47600
0	0	0	6800	17450	14100-18520	47600
750	2230	6950	6950	17730	14100-18520	47600
Max 750	2290	6950	6950	17730	14100-18520	47600
0	0	0	7000	17820	14100-18520	47600
SI-1 775	2350	7150	7150	18000	14100-18520	47600
0	0	0	7200	18000	14100-18520	47600
SI-2 800	2410	7350	7350	18480	14100-18520	47600
0	0	0	7400	18570	18530-19060	49000
SI-3 825	2470	7550	7550	18550	18530-19060	49000
0	0	0	7600	18940	18530-19060	49000
0	2530	7750	7750	19220	19070-19640	50500
0	0	0	7800	19310	19070-19640	50500
0	2605	7950	7950	19690	19070-19640	50500
0	0	0	8000	19680	19650-20230	52000
0	2680	8150	8150	19660	19650-20230	52000
0	0	0	8200	20060	19650-20230	52000
0	2755	8350	8350	20140	20240-20850	53600
0	0	0	8400	20130	20240-20850	53600
0	2830	8550	8550	20110	20240-20850	53600
0	0	0	8600	20400	20240-20850	53600
0	0	0	8800	21170	20860-21470	55200
0	2905	8950	8950	21150	20860-21470	55200
0	0	0	9000	21140	21480-22140	56900
0	2980	9150	9150	21120	21480-22140	56900
0	0	0	9200	21120	21480-22140	56900
0	Max 2980	9350	9350	22100	22150-22800	58600
0	0	0	9400	22190	22150-22800	58600
0	SI-1 3055	* 9550	9550	22170	22150-22800	58600



*ADNhe*  
AAD(N)

*SAO(N)*

0	SI-2 3130	* 9550	9550	22570	22150-22800	58600
0	SI-3 3205	* 9550	9550	22570	22150-22800	58600
					22810-23500	60400
					23510-24200	62200
					24210-24940	64100
					24950-25680	66000
					25690-26450	68000
					26460-27230	70000
					27240-28050	72100
					28060-28910	74300
					28920-29760	76500
					29770-30660	78800
					30670-31590	81200
					31600-32520	83600
					32530-33500	86100
					33510-34510	88700
					34520-35560	91400
					35570-36610	94100
					36620-37700	96900
					37710-38830	99800
					38840-39600	102800

126

Remarks: Classification Allowance, X Group Pay and MSP as applicable will also be added to Basic Pay for calculation of pension

5<sup>th</sup> CPC Max of scale and Stagnation Increments data is given in main "Y" group tables.

\* - values of 01/01/96 scales beyond max of 10/10/97 scale taken as it is.

~~AAO(N)~~  
AAO(N)

~~SAO(N)~~  
SAO(N)



137

Scale of Pay in the Pay band & Grade Pay at the time of Retirement :-

From 01 Jan 1973 to 31 Dec 1985 (3rd CPC)	: 1000
From 01 Jan 1986 to 31 Dec 1995 (4th CPC)	: 3300
From 01 Jan 1996 to 09 Oct 1997 (5th CPC)	: 10500-0-10500
From 10 Oct 1997 to 31 Dec 2005 (5th CPC)	: 10500-0-10500
From 01 Jan 2006 to 31 Dec 2015 (6th CPC)	: 15600-39100 + 5400 GP
Pay Level from 01 Jan 2016 (7th CPC)	: Pay Matrix Level - 10

Table - 54

Basic Pay from 01/01/73 to 31/12/85	Basic Pay from 01/01/86 to 31/12/95	Basic Pay from 01/01/96 to 09/10/97	Basic Pay from 10/10/97 to 31/12/05	BPay + GPay from 01/01/06 to 31/12/15	VI CPC RANGE BPay + GPay From - To	Notional Pay as on 01/01/2016
					21000-21820	56100
					21830-22490	57800
					22500-23150	59500
					23160-23850	61300
					23860-24550	63100
1000	3300	10500	10500	24930	24560-25290	65000
					25300-26070	67000
					26080-26840	69000
					26850-27660	71100
					27670-28480	73200
					28490-29330	75400
					29340-30230	77700
					30240-31120	80000
					31130-32060	82400
					32070-33030	84900
					33040-34000	87400
					34010-35010	90000
					35020-36070	92700
					36080-37150	95500
					37160-38280	98400
					38290-39450	101400
					39460-40620	104400
					40630-41820	107500
					41830-43070	110700
					43080-44350	114000
					44360-44500	117400

Remarks: Classification Allowance, X Group Pay and MSP as applicable will also be added to Basic Pay for calculation of pension

*[Signature]*  
AAO(N)

*[Signature]*  
SAO(N)



138

Scale of Pay in the Pay band & Grade Pay at the time of Retirement :-

From 01 Jan 1973 to 31 Dec 1985 (3rd CPC) :	1000
From 01 Jan 1986 to 31 Dec 1995 (4th CPC) :	3300
From 01 Jan 1996 to 09 Oct 1997 (5th CPC) :	10500-0-10500
From 10 Oct 1997 to 31 Dec 2005 (5th CPC) :	10500-0-10500
From 01 Jan 2006 to 31 Dec 2015 (6th CPC) :	15600-39100 + 5400 GP
Pay Level from 01 Jan 2016 (7th CPC) :	Pay Matrix Level - 10

Basic Pay from 01/01/73 to 31/12/85	Basic Pay from 01/01/86 to 31/12/95	Basic Pay from 01/01/96 to 09/10/97	Basic Pay from 10/11/97 to 31/12/05	BPay + GPay from 01/01/06 to 31/12/15	VI CPC RANGE BPay + GPay From - To	Notional Pay as on 01/01/2016
					21000-21820	56100
					21830-22490	57800
					22500-23150	59500
					23160-23850	61300
					23860-24550	63100
1000	3300	10500	10500	24930	24560-25290	65000
					25300-26070	67000
					26080-26840	69000
					26850-27660	71100
					27670-28480	73200
					28490-29330	75400
					29340-30230	77700
					30240-31120	80000
					31130-32060	82400
					32070-33030	84900
					33040-34000	87400
					34010-35010	90000
					35020-36070	92700
					36080-37150	95500
					37160-38280	98400
					38290-39450	101400
					39460-40620	104400
					40630-41820	107500
					41830-43070	110700
					43080-44350	114000
					44360-44500	117400

Remarks: Classification Allowance, X Group Pay and MSP as applicable will also be added to Basic Pay for calculation of pension

*[Signature]*  
AAO(N)

*[Signature]*  
SAO(N)



Scale of Pay in the Pay band & Grade Pay at the time of Retirement :-

From 01 Jan 1973 to 31 Dec 1985 (3rd CPC) :	1100
From 01 Jan 1986 to 31 Dec 1995 (4th CPC) :	3400
From 01 Jan 1996 to 09 Oct 1997 (5th CPC) :	10850-0-10850
From 10 Oct 1997 to 31 Dec 2005 (5th CPC) :	10850-0-10850
From 01 Jan 2006 to 31 Dec 2015 (6th CPC) :	15600-39100 + 6100 GP
Pay Level from 01 Jan 2016 (7th CPC) :	Pay Matrix Level - 10B

Table-55

Basic Pay from 01/01/73 to 31/12/85	Basic Pay from 01/01/86 to 31/12/95	Basic Pay from 01/01/96 to 09/10/97	Basic Pay from 10/10/97 to 31/12/05	BPay + GPay from 01/01/06 to 31/12/15	VI CPC RANGE BPay + GPay From - To	Notional Pay as on 01/01/2016
					21700-23850	61300
					23860-24550	63100
					24560-25290	65000
					25300-26070	67000
1100	3400	10850	10850	26290	26080-26840	69000
					26850-27660	71100
					27670-28480	73200
					28490-29330	75400
					29340-30230	77700
					30240-31120	80000
					31130-32060	82400
					32070-33030	84900
					33040-34000	87400
					34010-35010	90000
					35020-36070	92700
					36080-37150	95500
					37160-38280	98400
					38290-39450	101400
					39460-40620	104400
					40630-41820	107500
					41830-43070	110700
					43080-44350	114000
					44360-45200	117400

Remarks: Classification Allowance, X Group Pay and MSP as applicable will also be added to Basic Pay for calculation of pension

~~Signature~~  
AAO (N)

~~Signature~~  
SAO (N)



Scale of Pay in the Pay band & Grade Pay at the time of Retirement :-

From 01 Jan 1973 to 31 Dec 1985 (3rd CPC) :	210-5-225
From 01 Jan 1986 to 31 Dec 1995 (4th CPC) :	930-15-945
From 01 Jan 1996 to 09 Oct 1997 (5th CPC) :	2865-55-3140
From 10 Oct 1997 to 31 Dec 2005 (5th CPC) :	3050-55-3215
From 01 Jan 2006 to 31 Dec 2015 (6th CPC) :	5200-20200 + 2000 GP
Pay Level from 01 Jan 2016 (7th CPC) :	Pay Matrix Level - 3

Table-5C

Basic Pay from 01/01/73 to 31/12/85	Basic Pay from 01/01/86 to 31/12/95	Basic Pay from 01/01/96 to 09/10/97	Basic Pay from 10/10/97 to 31/12/05	BPay + GPay from 01/01/06 to 31/12/15	VI CPC RANGE BPay + GPay From - To	Notional Pay as on 01/01/2016
210	930	2975	3050	7880	7200-8440	21700
215	930	2975	3050	7880	7200-8440	21700
220	930	2975	3050	7880	7200-8440	21700
225	930	2975	3050	7880	7200-8440	21700
0	Max 945	2975	3050	7880	7200-8440	21700
Max 225	945	2975	3050	7880	7200-8440	21700
SI-1 230	945	2975	3050	7880	7200-8440	21700
SI-2 235	945	2975	3050	7880	7200-8440	21700
SI-3 240	945	2975	3050	7880	7200-8440	21700
0	SI-1 960	3030	3050	7880	7200-8440	21700
0	SI-2 975	3085	3105	8060	7200-8440	21700
0	SI-3 990	3140	3160	8060	7200-8440	21700
0	0	0	3215	8250	7200-8440	21700
0	0	0	Max 3215	8500	8450-8710	22400
0	0	0	SI-1 3270	8500	8450-8710	22400
0	0	0	SI-2 3325	8'00	8450-8710	22400
0	0	0	SI-3 3380	8'00	8450-8710	22400
					8720-8980	23100
					8990-9260	23800
					9270-9530	24500
					9540-9800	25200
					9810-10110	26000
					10120-10420	26800
					10430-10730	27600
					10740-11050	28400
					11060-11400	29300
					11410-11750	30200
					11760-12100	31100
					12110-12450	32000
					12460-12840	33000
					12850-13220	34000
					13230-13610	35000
					13620-14040	36100
					14050-14470	37200
					14480-14900	38300

*[Signature]*  
AAO(N)

*[Signature]*  
SAO(N)



					14910-15330	9400
					15340-15790	40600
					15800-16260	41800
					16270-16770	43100
					16780-17270	44400
					17280-17780	45700
					17790-18320	47100
					18330-18870	48500
					18880-19450	50000
					19460-20030	51500
					20040-20620	53000
					20630-21240	54600
					21250-21860	56200
					21870-22200	57900

(M)

Remarks: Classification Allowance, X Group Pay and MSP as applicable will also be added to Basic Pay for calculation of pension

Max - Drawing max of scale for more than one year  
 SI - Stagnation Increment

~~Signature~~  
 AAO(N)

~~Signature~~  
 SAO(N)



192

Scale of Pay in the Pay band & Grade Pay at the time of Retirement :-

From 01 Jan 1973 to 31 Dec 1985	(3rd CPC)	: 220-5-280
From 01 Jan 1986 to 31 Dec 1995	(4th CPC)	: 960-20-1200
From 01 Jan 1996 to 09 Oct 1997	(5th CPC)	: 3080-60-3980
From 10 Oct 1997 to 31 Dec 2005	(5th CPC)	: 3080-60-3980
From 01 Jan 2006 to 31 Dec 2015	(6th CPC)	: 5200-20200 + 2000 GP
Pay Level from 01 Jan 2016	(7th CPC)	: Pay Matrix Level - 3

Table - 57

Basic Pay from 01/01/76 to 31/12/85	Basic Pay from 01/01/86 to 31/12/95	Basic Pay from 01/01/96 to 09/10/97	Basic Pay from 10/10/97 to 31/12/05	BPay + GPay from 01/01/06 to 31/12/15	VI CPC RANGE BPay + GPay From - To	Notional Pay as on 01/01/2016
220	960	3080	3080	8060	7200-8440	21700
225	960	3080	3080	8060	7200-8440	21700
230	960	3080	3080	8060	7200-8440	21700
235	960	3080	3080	8060	7200-8440	21700
240	960	3080	3080	8060	7200-8440	21700
245	980	3080	3080	8060	7200-8440	21700
250	980	3080	3080	8060	7200-8440	21700
255	980	3080	3080	8060	7200-8440	21700
260	980	3080	3080	8060	7200-8440	21700
265	980	3080	3080	8060	7200-8440	21700
270	1000	3140	3140	8060	7200-8440	21700
275	1020	3200	3200	8250	7200-8440	21700
280	1020	3200	3200	8250	7200-8440	21700
Max 280	1040	3200	3200	8250	7200-8440	21700
SI-1 285	1060	3260	3260	8250	7200-8440	21700
SI-2 290	1080	3320	3320	8440	7200-8440	21700
SI-3 295	1100	3380	3380	8440	7200-8440	21700
0	1120	3440	3440	8440	8450-8710	22400
0	1140	3500	3500	8640	8450-8710	22400
0	1160	3560	3560	8640	8720-8980	23100
0	1180	3620	3620	8640	8720-8980	23100
0	1200	3680	3680	9050	8990-9260	23800
0	Max 1200	3740	3740	9050	8990-9260	23800
0	SI-1 1220	3800	3800	9270	9270-9530	24500
0	SI-2 1240	3860	3860	9270	9270-9530	24500
0	SI-3 1260	3920	3920	9490	9270-9530	24500
0	0	0	3980	9490	9270-9530	24500
0	0	0	Max 3980	9480	9540-9800	25200
0	0	0	SI-1 4040	10020	9810-10110	26000
0	0	0	SI-2 4100	10020	9810-10110	26000
0	0	0	SI-3 4160	10160	9810-10110	26000
					10120-10420	26800
					10430-10730	27600
					10740-11050	28400
					11060-11400	29300



AAO(N)

SAO(N)



					11410-11750	3200
					11760-12100	31100
					12110-12450	32000
					12460-12840	33000
					12850-13220	34000
					13230-13610	35000
					13620-14040	36100
					14050-14470	37200
					14480-14900	38300
					14910-15330	39400
					15340-15790	40600
					15800-16260	41800
					16270-16770	43100
					16780-17270	44400
					17280-17780	45700
					17790-18320	47100
					18330-18870	48500
					18880-19450	50000
					19460-20030	51500
					20040-20620	53000
					20630-21240	54600
					21250-21860	56200
					21870-22200	57900


173

Remarks: Classification Allowance, X Group Pay and MSP as applicable will also be added to Basic Pay for calculation of pension

Max - Drawing max of scale for more than one year  
 SI - Stagnation Increment

~~AAO(N)~~  
 AAO(N)

~~AAO(N)~~  
 AAO(N)




MPA

Scale of Pay in the Pay band & Grade Pay at the time of Retirement :-

From 01 Jan 1973 to 31 Dec 1985	(3rd CPC)	: 235-6-295-8-311
From 01 Jan 1986 to 31 Dec 1995	(4th CPC)	: 1000-20-1160-25-1335
From 01 Jan 1996 to 09 Oct 1997	(5th CPC)	: 3200-70-4250
From 10 Oct 1997 to 31 Dec 2005	(5th CPC)	: 3200-70-4250
From 01 Jan 2006 to 31 Dec 2015	(6th CPC)	: 5200-20200 + 2400 GP
Pay Level from 01 Jan 2016	(7th CPC)	: Pay Matrix Level - 4

Table-58

Basic Pay from 01/01/73 to 31/12/85	Basic Pay from 01/01/86 to 31/12/95	Basic Pay from 01/01/96 to 09/10/97	Basic Pay from 10/10/97 to 31/12/05	BPay + GPay from 01/01/06 to 31/12/15	VI CPC RANGE BPay + GPay From - To	Notional Pay as on 01/01/2016
235	1000	3200	3200	8650	7600-9920	25500
241	1000	3200	3200	8650	7600-9920	25500
247	1000	3200	3200	8650	7600-9920	25500
253	1000	3200	3200	8650	7600-9920	25500
259	1000	3200	3200	8650	7600-9920	25500
265	1020	3200	3200	8650	7600-9920	25500
271	1020	3200	3200	8650	7600-9920	25500
277	1020	3200	3200	8650	7600-9920	25500
283	1040	3200	3200	8650	7600-9920	25500
289	1060	3270	3270	8650	7600-9920	25500
295	1080	3340	3340	8840	7600-9920	25500
303	1100	3410	3410	9040	7600-9920	25500
311	1120	3480	3480	9040	7600-9920	25500
Max 311	1140	3550	3550	9240	7600-9920	25500
SI-1 319	1160	3620	3620	9240	7600-9920	25500
SI-2 327	1185	3690	3690	9450	7600-9920	25500
SI-3 335	1210	3760	3760	9450	7600-9920	25500
0	1235	3830	3830	9670	7600-9920	25500
0	1260	3900	3900	9890	7600-9920	25500
0	1285	3970	3970	9390	7600-9920	25500
0	1310	4040	4040	9920	7600-9920	25500
0	1335	4110	4110	10050	9930-10230	26300
0	Max 1335	4180	4180	10180	9930-10230	26300
0	SI-1 1360	4250	4250	10110	10240-10540	27100
0	SI-2 1385	4250	4250	10110	10240-10540	27100
0	SI-3 1410	4250	4250	10110	10240-10540	27100
0	0	0	Max 4250	10520	10550-10850	27900
0	0	0	SI-1 4320	10760	10550-10850	27900
0	0	0	SI-2 4390	10390	10860-11160	28700
0	0	0	SI-3 4460	11030	10860-11160	28700
					11170-11510	29600
					11520-11860	30500
					11870-12210	31400
					12220-12560	32300
					12570-12950	33300



*A. Inhe*  
AAO(N)


*[Signature]*  
SAO(N)


					12960-13340	4300
					13350-13730	35300
					13740-14160	36400
					14170-14590	37500
					14600-15010	38600
					15020-15480	39800
					15490-15950	41000
					15960-16420	42200
					16430-16920	43500
					16930-17430	44800
					17440-17930	46100
					17940-18480	47500
					18490-19020	48900
					19030-19610	50400
					19620-20190	51900
					20200-20810	53500
					20820-21430	55100
					21440-22100	56800
					22110-22600	58500

M/S

Remarks: Classification Allowance, X Group Pay and NSP as applicable will also be added to Basic Pay for calculation of pension

Max - Drawing max of scale for more than one year  
 SI - Stagnation Increment

  
 AAD(M)

  
 SAO(M)



Scale of Pay in the Pay band & Grade Pay at the time of Retirement :-

From 01 Jan 1973 to 31 Dec 1985	(3rd CPC)	: 300-8-380
From 01 Jan 1986 to 31 Dec 1995	(4th CPC)	: 1180-25-1430-30-1580
From 01 Jan 1996 to 09 Oct 1997	(5th CPC)	: 3775-85-5050
From 10 Oct 1997 to 31 Dec 2005	(5th CPC)	: 3775-85-5050
From 01 Jan 2006 to 31 Dec 2015	(6th CPC)	: 5200-20200 + 2800 GP
Pay Level from 01 Jan 2016	(7th CPC)	: Pay Matrix Level - 5

Table-59

Basic Pay from 01/01/76 to 31/12/85	Basic Pay from 01/01/86 to 31/12/95	Basic Pay from 01/01/96 to 09/10/97	Basic Pay from 10/10/97 to 31/12/05	BPay + GPay from 01/01/06 to 31/12/15	VI CPC RANGE BPay + GPay From - To	Notional Pay as on 01/01/2016
300	1180	3775	3775	9830	8000-11360	29200
308	1180	3775	3775	9830	8000-11360	29200
316	1180	3775	3775	9830	8000-11360	29200
324	1180	3775	3775	9830	8000-11360	29200
332	1180	3775	3775	9830	8000-11360	29200
340	1205	3775	3775	9830	8000-11360	29200
348	1205	3775	3775	9830	8000-11360	29200
356	1230	3775	3775	9830	8000-11360	29200
364	1255	3860	3860	9980	8000-11360	29200
372	1280	3945	3945	10140	8000-11360	29200
380	1305	4030	4030	10300	8000-11360	29200
Max 380	1330	4115	4115	10460	8000-11360	29200
SI-1 388	1355	4200	4200	10620	8000-11360	29200
SI-2 396	1380	4285	4285	10770	8000-11360	29200
SI-3 404	1405	4370	4370	10930	8000-11360	29200
0	1430	4370	4370	10930	8000-11360	29200
0	1460	4455	4455	11090	8000-11360	29200
0	0	0	4540	11250	8000-11360	29200
0	1490	4625	4625	11410	11370-11710	30100
0	1520	4710	4710	11570	11370-11710	30100
0	1550	4795	4795	11720	11720-12060	31000
0	1580	4880	4880	11880	11720-12060	31000
0	Max 1580	4965	4965	12040	11720-12060	31000
0	SI-1 1610	5050	5050	12200	12070-12410	31900
0	SI-2 1640	5050	5050	12200	12070-12410	31900
0	SI-3 1670	5050	5050	12200	12070-12410	31900
0	0	0	Max 5050	12370	12420-12800	32900
0	0	0	SI-1 5135	12730	12420-12800	32900
0	0	0	SI-2 5220	12890	12810-13190	33900
0	0	0	SI-3 5305	13050	12810-13190	33900
					13200-13570	34900
					13580-13960	35900
					13970-14390	37000
					14400-14820	38100
					14830-15250	39200



*[Signature]*  
AAD(N)

*[Signature]*  
SAD(N)

				15260-15720	3400
				15730-16180	41600
				16190-16650	42800
				16660-17150	44100
				17160-17660	45400
				17670-18210	46800
				18220-18750	48200
				18760-19290	49600
				19300-19880	51100
				19890-20460	52600
				20470-21080	54200
				21090-21710	55800
				21720-22370	57500
				22380-23000	59200

147

Remarks: Classification Allowance, X Group Pay and MSP as applicable will also be added to Basic Pay for calculation of pension

Max - Drawing max of scale for more than one year  
 SI - Stagnation Increment

~~AAO~~ who  
 AAO(N)

~~AAO~~  
 SAAO(N)



Scale of Pay in the Pay band & Grade Pay at the time of Retirement :-

From 01 Jan 1973 to 31 Dec 1985	(3rd CPC) : 385-15-475
From 01 Jan 1986 to 31 Dec 1995	(4th CPC) : 1450-40-2090-50-2190
From 01 Jan 1996 to 09 Oct 1997	(5th CPC) : 4650-125-6900
From 10 Oct 1997 to 31 Dec 2005	(5th CPC) : 5200-125-7450
From 01 Jan 2006 to 31 Dec 2015	(6th CPC) : 9300-34800 + 4200 GP
Pay Level from 01 Jan 2016	(7th CPC) : Pay Matrix Level - 6

Table - 60

Basic Pay from 01/01/73 to 31/12/85	Basic Pay from 01/01/86 to 31/12/95	Basic Pay from 01/01/96 to 09/10/97	Basic Pay from 10/10/97 to 31/12/05	BPay + GPay from 01/01/06 to 31/12/15	VI CPC RANGE BPay + GPay From - To	Notional Pay as on 01/01/2016
					13500-13770	35400
385	1450	4650	5200	13880	13780-14200	36500
400	1450	4650	5200	13880	13780-14200	36500
415	1450	4650	5200	13880	13780-14200	36500
430	1450	4650	5200	13880	13780-14200	36500
445	1450	4650	5200	13880	13780-14200	36500
460	1490	4650	5200	13880	13780-14200	36500
475	1490	4650	5200	13880	13780-14200	36500
Max 475	1530	4775	5200	13880	13780-14200	36500
SI-1 490	1570	4900	5200	13880	13780-14200	36500
SI-2 505	1610	4900	5200	13880	13780-14200	36500
SI-3 520	1650	5025	5200	13880	13780-14200	36500
0	1690	5150	5200	13880	13780-14200	36500
0	1730	5275	5325	14110	13780-14200	36500
0	1770	5400	5450	14340	14210-14630	37600
0	1810	5525	5575	14570	14210-14630	37600
0	1850	5650	5700	14810	14640-15050	38700
0	1890	5775	5825	15040	14640-15050	38700
0	1930	5900	5950	15270	15060-15520	39900
0	1970	6025	6075	15500	15060-15520	39900
0	2010	6150	6200	15740	15530-15990	41100
0	2050	6275	6325	15970	15530-15990	41100
0	2090	6400	6450	16200	16000-16450	42300
0	2140	6525	6575	16430	16000-16450	42300
0	2190	6650	6700	16670	16460-16960	43600
0	Max 2190	6775	6825	16900	16460-16960	43600
0	SI-1 2240	6900	6950	17130	16970-17470	44900
0	SI-2 2290	6900	6950	17130	16970-17470	44900
0	SI-3 2340	6900	6950	17130	16970-17470	44900
0	0	0	7075	17360	16970-17470	44900
0	0	0	7200	17600	17480-17970	46200
0	0	0	7325	17830	17480-17970	46200
0	0	0	7450	18060	17980-18520	47600
0	0	0	Max 7450	18310	18530-19060	49000
0	0	0	SI-1 7575	18540	18530-19060	49000



*AAO*

*SAO(N)*

0	0	0	SI-2 7700	19090	19070-19640	9500
0	0	0	SI-3 7825	19330	19070-19640	50500
					19650-20230	52000
					20240-20850	53600
					20860-21470	55200
					21480-22140	56900
					22150-22800	58600
					22810-23500	60400
					23510-24200	62200
					24210-24940	64100
					24950-25680	66000
					25690-26450	68000
					26460-27230	70000
					27240-28050	72100
					28060-28910	74300
					28920-29760	76500
					29770-30660	78800
					30670-31590	81200
					31600-32520	83600
					32530-33500	86100
					33510-34510	88700
					34520-35560	91400
					35570-36610	94100
					36620-37700	96900
					37710-38830	99800
					38840-39000	102800

149

Remarks: Classification Allowance, X Group Pay and MSP as applicable will also be added to Basic Pay for calculation of pension

Max - Drawing max of scale for more than one year  
 SI - Stagnation Increment

*[Signature]*  
 AAO(N)

*[Signature]*  
 SAO(N)



Scale of Pay in the Pay band & Grade Pay at the time of Retirement :-

From 01 Jan 1973 to 31 Dec 1985 (3rd CPC) :	480-20-600
From 01 Jan 1986 to 31 Dec 1995 (4th CPC) :	1700-50-2300-60-2540
From 01 Jan 1996 to 09 Oct 1997 (5th CPC) :	5620-155-8100
From 10 Oct 1997 to 31 Dec 2005 (5th CPC) :	6170-155-8650
From 01 Jan 2006 to 31 Dec 2015 (6th CPC) :	9300-34800 + 4600 GP
Pay Level from 01 Jan 2016 (7th CPC) :	Pay Matrix Level - 7

Table-61

Basic Pay from 01/01/73 to 31/12/85	Basic Pay from 01/01/86 to 31/12/95	Basic Pay from 01/01/96 to 09/10/97	Basic Pay from 10/10/97 to 31/12/05	BPay + GPay from 01/01/06 to 31/12/15	VI CPC RANGE BPay + GPay From - To	Notional Pay as on 01/01/2016
480	1700	5620	6170	16080	13900-17470	44900
500	1700	5620	6170	16080	13900-17470	44900
520	1700	5620	6170	16080	13900-17470	44900
540	1700	5620	6170	16080	13900-17470	44900
560	1700	5620	6170	16080	13900-17470	44900
580	1750	5620	6170	16080	13900-17470	44900
600	1750	5620	6170	16080	13900-17470	44900
Max 600	1800	5620	6170	16080	13900-17470	44900
SI-1 620	1850	5620	6170	16080	13900-17470	44900
SI-2 640	1900	5775	6170	16080	13900-17470	44900
SI-3 660	1950	5930	6170	16080	13900-17470	44900
0	2000	6085	6170	16080	13900-17470	44900
0	2050	6240	6325	16370	13900-17470	44900
0	2100	6395	6480	16660	13900-17470	44900
0	2150	6550	6635	16950	13900-17470	44900
0	2200	6705	6790	17230	13900-17470	44900
0	2250	6860	6945	17520	17480-17970	46200
0	2300	7015	7100	17810	17480-17970	46200
0	2360	7170	7255	18100	17980-18520	47600
0	2420	7325	7410	18390	17980-18520	47600
0	0	0	7565	18680	18530-19060	49000
0	2480	7635	7720	18960	18530-19060	49000
0	2540	7790	7875	19250	19070-19640	50500
0	Max 2540	7945	8030	19540	19070-19640	50500
0	SI-1 2600	8100	8185	19830	19650-20230	52000
0	SI-2 2660	8100	8185	19830	19650-20230	52000
0	SI-3 2720	8100	8185	19830	19650-20230	52000
0	0	0	8340	20120	19650-20230	52000
0	0	0	8495	20410	20240-20850	53600
0	0	0	8650	20700	20240-20850	53600
0	0	0	Max 8650	21010	20860-21470	55200
0	0	0	SI-1 8805	21310	21480-22140	56900
0	0	0	SI-2 8960	21610	21480-22140	56900
0	0	0	SI-3 9115	21910	22150-22800	58600



*[Signature]*  
AAO(N)

*[Signature]*  
SAO(N)



					22810-23500	60400
					23510-24200	62200
					24210-24940	64100
					24950-25680	66000
					25690-26450	68000
					26460-27230	70000
					27240-28050	72100
					28060-28910	74300
					28920-29760	76500
					29770-30660	78800
					30670-31590	81200
					31600-32520	83600
					32530-33500	86100
					33510-34510	88700
					34520-35560	91400
					35570-36610	94100
					36620-37700	96900
					37710-38830	99800
					38840-39400	102800

(15)

Remarks: Classification Allowance, X Group Pay and MSP as applicable will also be added to Basic Pay for calculation of pension

Max - Drawing max of scale for more than one year  
 SI - Stagnation Increment

*[Signature]*  
 AAO (N)

*[Signature]*  
 SAO (N)



132

Scale of Pay in the Pay band & Grade Pay at the time of Retirement :-

From 01 Jan 1973 to 31 Dec 1985	(3rd CPC) : 600-25-700
From 01 Jan 1986 to 31 Dec 1995	(4th CPC) : 2000-60-2540-75-2915
From 01 Jan 1996 to 09 Oct 1997	(5th CPC) : 6600-200-9400
From 10 Oct 1997 to 31 Dec 2005	(5th CPC) : 6600-200-9400
From 01 Jan 2006 to 31 Dec 2015	(6th CPC) : 9300-34800 + 4800 GP
Pay Level from 01 Jan 2016	(7th CPC) : Pay Matrix Level - 8

Table-62

Basic Pay from 01/01/73 to 31/12/85	Basic Pay from 01/01/86 to 31/12/95	Basic Pay from 01/01/96 to 09/10/97	Basic Pay from 10/10/97 to 31/12/05	BPay + GPay from 01/01/06 to 31/12/15	VI CPC RANGE BPay + GPay From - To	Notional Pay as on 01/01/2016
600	2000	6600	6600	17080	14100-18520	47600
625	2000	6600	6600	17080	14100-18520	47600
650	2000	6600	6600	17080	14100-18520	47600
675	2000	6600	6600	17080	14100-18520	47600
700	2060	6600	6600	17080	14100-18520	47600
Max 700	2120	6600	6600	17080	14100-18520	47600
SI-1 725	2180	6800	6800	17450	14100-18520	47600
SI-2 750	2240	6800	6800	17450	14100-18520	47600
SI-3 775	2300	7000	7000	17820	14100-18520	47600
0	2360	7200	7200	18200	14100-18520	47600
0	2420	7400	7400	18570	18530-19060	49000
0	2480	7600	7600	18940	18530-19060	49000
0	2540	7800	7800	19310	19070-19640	50500
0	2615	8000	8000	19680	19650-20230	52000
0	2690	8200	8200	20060	19650-20230	52000
0	2765	8400	8400	20430	20240-20850	53600
0	2840	8600	8600	20800	20240-20850	53600
0	2915	8800	8800	21170	20860-21470	55200
0	Max 2915	9000	9000	21540	21480-22140	56900
0	0	9200	9200	21920	21480-22140	56900
0	SI-1 2990	9400	9400	22290	22150-22800	58600
0	SI-2 3065	9400	9400	22290	22150-22800	58600
0	SI-3 3140	9400	9400	22290	22150-22800	58600
0	0	0	Max 9400	22660	22810-23500	60400
0	0	0	SI-1 9600	23040	22810-23500	60400
0	0	0	SI-2 9800	23420	23510-24200	62200
0	0	0	SI-3 10000	23800	23510-24200	62200
					24210-24940	64100
					24950-25680	66000
					25690-26450	68000
					26460-27230	70000
					27240-28050	72100
					28060-28910	74300
					28920-29760	76500
					29770-30660	78800



AAO(M)

AAO(M)

					30670-31590	1200
					31600-32520	83600
					32530-33500	86100
					33510-34510	88700
					34520-35560	91400
					35570-36610	94100
					36620-37700	96900
					37710-38830	99800
					38840-39600	102800

153

Remarks: Classification Allowance, X Group Pay and MSP as applicable will also be added to Basic Pay for calculation of pension

Max - Drawing max of scale for more than one year  
 SI - Stagnation Increment

~~Signature~~  
 AAO(N)

~~Signature~~  
 JAO(N)



Scale of Pay in the Pay band & Grade Pay at the time of Retirement :-

From 01 Jan 1973 to 31 Dec 1985 (3rd CPC) :	1000
From 01 Jan 1986 to 31 Dec 1995 (4th CPC) :	3300
From 01 Jan 1996 to 09 Oct 1997 (5th CPC) :	10500-0-10500
From 10 Oct 1997 to 31 Dec 2005 (5th CPC) :	10500-0-10500
From 01 Jan 2006 to 31 Dec 2015 (6th CPC) :	15600-39100 + 5400 GP
Pay Level from 01 Jan 2016 (7th CPC) :	Pay Matrix Level - 10

Table-625

Basic Pay from 01/01/78 to 31/12/85	Basic Pay from 01/01/86 to 31/12/95	Basic Pay from 01/01/96 to 09/10/97	Basic Pay from 10/10/97 to 31/12/05	BPay + GPay from 01/01/06 to 31/12/15	VI CPC RANGE BPay + GPay From - To	Notional Pay as on 01/01/2016
					21000-21820	56100
					21830-22490	57800
					22500-23150	59500
					23160-23850	61300
					23860-24550	63100
1000	3300	10500	10500	24930	24560-25290	65000
					25300-26070	67000
					26080-26840	69000
					26850-27660	71100
					27670-28480	73200
					28490-29330	75400
					29340-30230	77700
					30240-31120	80000
					31130-32060	82400
					32070-33030	84900
					33040-34000	87400
					34010-35010	90000
					35020-36070	92700
					36080-37150	95500
					37160-38280	98400
					38290-39450	101400
					39460-40620	104400
					40630-41820	107500
					41830-43070	110700
					43080-44350	114000
					44360-44500	117400

Remarks: Classification Allowance, X Group Pay and MSP as applicable will also be added to Basic Pay for calculation of pension



*[Signature]*  
AAO(N)

*[Signature]*  
SAO(N)


155

Scale of Pay in the Pay band & Grade Pay at the time of Retirement :-

From 01 Jan 1973 to 31 Dec 1985 (3rd CPC)	: 1000
From 01 Jan 1986 to 31 Dec 1995 (4th CPC)	: 3300
From 01 Jan 1996 to 09 Oct 1997 (5th CPC)	: 10500-0-10500
From 10 Oct 1997 to 31 Dec 2005 (5th CPC)	: 10500-0-10500
From 01 Jan 2006 to 31 Dec 2015 (6th CPC)	: 15600-39100 + 5400 GP
Pay Level from 01 Jan 2016 (7th CPC)	: Pay Matrix Level - 10

Basic Pay from 01/01/78 <sup>2</sup> to 31/12/85	Basic Pay from 01/01/86 to 31/12/95	Basic Pay from 01/01/96 to 09/10/97	Basic Pay from 10/11/97 to 31/12/05	BPay + GPay from 01/01/06 to 31/12/15	VI CPC RANGE BPay + GPay From - To	Notional Pay as on 01/01/2016
					21000-21820	56100
					21830-22490	57800
					22500-23150	59500
					23160-23850	61300
					23860-24550	63100
1000	3300	10500	10500	24930	24560-25290	65000
					25300-26070	67000
					26080-26840	69000
					26850-27660	71100
					27670-28480	73200
					28490-29330	75400
					29340-30230	77700
					30240-31120	80000
					31130-32060	82400
					32070-33030	84900
					33040-34000	87400
					34010-35010	90000
					35020-36070	92700
					36080-37150	95500
					37160-38280	98400
					38290-39450	101400
					39460-40620	104400
					40630-41820	107500
					41830-43070	110700
					43080-44350	114000
					44360-44500	117400

Remarks: Classification Allowance, X Group Pay and MSP as applicable will also be added to Basic Pay for calculation of pension



*[Signature]*  
AAO(N)

*[Signature]*  
SAO(N)

Scale of Pay in the Pay band & Grade Pay at the time of Retirement :-

From 01 Jan 1973 to 31 Dec 1985 (3rd CPC)	: 1100
From 01 Jan 1986 to 31 Dec 1995 (4th CPC)	: 3400
From 01 Jan 1996 to 09 Oct 1997 (5th CPC)	: 10850-0-10850
From 10 Oct 1997 to 31 Dec 2005 (5th CPC)	: 10850-0-10850
From 01 Jan 2006 to 31 Dec 2015 (6th CPC)	: 15600-39100 + 6100 GP
Pay Level from 01 Jan 2016 (7th CPC)	: Pay Matrix Level - 10B

Table-64

Basic Pay from 01/01/78 to 31/12/85	Basic Pay from 01/01/86 to 31/12/95	Basic Pay from 01/01/96 to 09/10/97	Basic Pay from 10/10/97 to 31/12/05	BPay + GPay from 01/01/06 to 31/12/15	VI CPC RANGE BPay + GPay From - To	Notional Pay as on 01/01/2016
					21700-23850	61300
					23860-24550	63100
					24560-25290	65000
					25300-26070	67000
1100	3400	10850	10850	26290	26080-26840	69000
					26850-27660	71100
					27670-28480	73200
					28490-29330	75400
					29340-30230	77700
					30240-31120	80000
					31130-32060	82400
					32070-33030	84900
					33040-34000	87400
					34010-35010	90000
					35020-36070	92700
					36080-37150	95500
					37160-38280	98400
					38290-39450	101400
					39460-40620	104400
					40630-41820	107500
					41830-43070	110700
					43080-44350	114000
					44360-45200	117400

Remarks: Classification Allowance, X Group Pay and MSP as applicable will also be added to Basic Pay for calculation of pension



*[Handwritten Signature]*  
AAO(H)

*[Handwritten Signature]*  
SAO(H)

74



AD (AR) 11  
5

Row No	Rank	Group from 1.1.86										Group from 10.10.97				Group from 01.01.06					
		Sepoy										A		X		X		X		X	
		Basic pay (Class wise) relevant to col.1 from 01.01.1996 to 09.10.1997				Choose the Basic Pay equal to that at col. 3 to 5			Basic pay from 10.10.1997 to 31.12.2005 relevant to col.6			Basic pay from 01.01.2006 to 31.12.2015 relevant to col.8		Band Pay		BP+GP		Locate the pay range corresponding to the Basic pay at col.10 or 12		Notional Basic pay relevant to the range as on 01.01.2016	
Blank		Class-3	Class-2	Class-1	Blank	2	3	4	5	6	7	8	9	10	11	12	13	14	15	Matrix Pay	
1100-15-1160-20-1320		3500-55-4160										3600-70-4650		5200-20200 + GP 2000		5200-20200 + GP 2000		5200-20200 + GP 2000		Level-3	
1	I									3500	3500	3600			6840	8840	<8440	8440	21700		
2										3500	3500	3600			6840	8840	8450	8710	22400		
3										3500	3555	3610			7050	9050	8720	8980	23100		
4										3555	3610	3665			7050	9050	8990	9260	23800		
5										3610	3665	3720			7050	9050	9270	9530	24500		
6										3665	3720	3775			7270	9270	9540	9800	25200		
7										3720	3775	3830			7490	9490	9810	10110	26000		
8										3775	3830	3885			7490	9490	10120	10420	26800		
9										3830	3885	3940			7490	9490	10430	10730	27600		
10										3885	3940	3995			7610	9610	10740	11050	28400		
11										3940	3995	4050			7610	9610	11060	11400	29300		
12										3995	4050	4105			7740	9740	11410	11750	30200		
13										4050	4105	4160			7740	9740	11760	12100	31100		
14										4105	4160				7870	9870	12110	12450	32000		
15										4160					8000	10000	12460	12840	33000		
16										4370					8130	10130	12850	13220	34000		
17										4440					8260	10260	13230	13610	35000		
18										4510					8390	10390	13620	14040	36100		
19										4580					8520	10520	14050	14470	37200		
20										4650					8650	10650	14480	14900	38300		
21																	14910	15330	39400		
22																	15340	15790	40600		
23																	15800	16260	41800		
24																	16270	16770	43100		
25																	16780	17270	44400		
26																	17280	17780	45700		
27																	17790	18320	47100		
28																	18330	18870	48500		
29																	18880	19450	50000		
30																	19460	20030	51500		
31																	20040	20620	53000		
32																	20630	21240	54500		
33																	21250	21860	56200		
34																	21870	22200	57900		

रितीय कुमार सावनी / Daleekrupa Sabni  
वरिष्ठ लेखा अधिकारी / Sr. Accounts Officer

74

158

158

Row No	Group from 1.1.86										Group from 10.10.97				Group from 01.01.06							
	Rank										Sepoy				B				Y			
	Basic pay from 01.01.1986 to 31.12.1995		Basic pay(Class wise) relevant to col.1 from 01.01.1996 to 09.10.1997				Choose the Basic Pay equal to that at col. 2 to 5				Basic pay from 10.10.1997 to 31.12.2005 relevant to col.6		Basic pay from 01.01.2006 to 31.12.2015 relevant to col.8		Locate the pay range corresponding to the Basic pay at col.10 or 12		Notional Basic pay relevant to the range as on 01.01.2016					
		Class-4	Class-3	Class-2	Class-1	2	3	4	5	6	7	8	9	10	11	12	13	14	Level-3			
	950-15-1010-20-1170	3050-55-3875										3250-70-4300	5200-20200 + GP 2000				5200-20200 + GP 2000		Level-3			
1	950	3050	3050	3050	3105	3050	3050	3050	3105	3050	3250	3250	3250	3250	6250	8250	8440	8440	15			
2	965	3050	3050	3105	3160	3105	3105	3160	3105	3105	3250	3250	3250	6250	8250	8450	8710	21700				
3	980	3050	3105	3160	3215	3160	3160	3215	3160	3160	3250	3250	3250	6250	8250	8720	8980	22400				
4	995	3105	3160	3215	3270	3215	3215	3270	3215	3215	3320	3320	3320	6250	8250	8990	9260	23100				
5	1010	3160	3215	3270	3325	3270	3270	3325	3270	3270	3390	3390	3390	6440	8440	9540	9800	23800				
6	1030	3215	3270	3325	3380	3325	3325	3380	3325	3325	3390	3390	3390	6440	8440	9810	10110	24500				
7	1050	3270	3325	3380	3435	3380	3380	3435	3380	3380	3460	3460	3460	6640	8640	10120	10420	25200				
8	1070	3325	3380	3435	3490	3435	3435	3490	3435	3435	3530	3530	3530	6840	8840	10430	10730	26800				
9	1090	3380	3435	3490	3545	3490	3490	3545	3490	3490	3600	3600	3600	6840	8840	10740	11050	27600				
10	1110	3435	3490	3545	3600	3545	3545	3600	3545	3545	3600	3600	3600	6840	8840	11060	11400	28400				
11	1130	3490	3545	3600	3655	3600	3600	3655	3600	3600	3670	3670	3670	7050	9050	11410	11750	29300				
12	1150	3545	3600	3655	3710	3655	3655	3710	3655	3655	3740	3740	3740	7050	9050	11760	12100	30200				
13	1170	3600	3655	3710	3765	3710	3710	3765	3710	3710	3810	3810	3810	7270	9270	12110	12450	31100				
14														7490	9490	12460	12840	32000				
15														7490	9490	12850	13220	33000				
16														7490	9490	13230	13610	34000				
17														7610	9610	13620	14040	35000				
18														7610	9610	14050	14470	36100				
19														7740	9740	14480	14900	37200				
20														7870	9870	14910	15330	38300				
21														8000	10000	15340	15790	39400				
22																15800	16260	40600				
23																16270	16770	41800				
24																16780	17270	43100				
25																17280	17780	44400				
26																17790	18320	45700				
27																18330	18870	47100				
28																18880	19450	48500				
29																19460	20030	50000				
30																20040	20620	51500				
31																20630	21240	53000				
32																21250	21860	54600				
33																21870	22200	56200				
34																		57900				



159  
 158 (AT-1) 158  
 158 (AT-1) / AFO (M)

रिजिस्ट्रार जनरल  
 वरिष्ठ लेखा अधिकारी



159

159

Row No	Rank										Sepoy			Group from 1.1.86				C				Group from 10.10.97				Y				Group from 01.01.06				
	Basic pay from 01.01.1986 to 31.12.1995		Basic pay(Class wise) relevant to col.1 from 01.01.1996 to 09.10.1997				Choose the Basic Pay equal to that at col. 7 to 5				Basic pay from 10.10.1997 to 31.12.2005 relevant to col.6		Basic pay from 01.01.2006 to 31.12.2015 relevant to col.8		Locate the pay range corresponding to the Basic pay at col.10 or 12		Notional Basic pay relevant to the range as on 01.01.2016																	
	1	2	3	4	5	6	7	8	9	10	11	12	13	14	15	16	17	18	19	20	21	22	23	24	25	26	27	28	29	30	31	32	33	34
	920-15-980-20-1140	2945-55-3825								3250-70-4300		5200-20200 + GP 2000		5200-20200 + GP 2000		Level-3																		
1	920	3000	3000	3000	3000	2945	3250	3250	3250	6250	8250	<8440	8440	21700																				
2	935	3000	3000	3000	3055	3000	3250	3250	3250	6250	8250	8450	8710	22400																				
3	950	3000	3000	3055	3055	3055	3250	3250	3250	6250	8250	8720	8980	23100																				
4	965	3000	3055	3110	3110	3110	3250	3250	3250	6250	8250	8990	9260	23800																				
5	980	3055	3110	3110	3165	3165	3250	3250	3250	6250	8250	9270	9530	24500																				
6	1000	3110	3165	3165	3220	3220	3250	3250	3250	6250	8250	9540	9800	25200																				
7	1020	3165	3220	3220	3275	3275	3320	3320	3320	6250	8250	9810	10110	26000																				
8	1040	3220	3275	3330	3330	3330	3390	3390	3390	6440	8440	10120	10420	26800																				
9	1060	3275	3330	3385	3385	3385	3460	3460	3460	6440	8440	10430	10730	27600																				
10	1080	3330	3385	3440	3440	3440	3530	3530	3530	6640	8640	10740	11050	28400																				
11	1100	3385	3440	3495	3550	3495	3600	3600	3600	6840	8840	11060	11400	29300																				
12	1120	3440	3495	3550	3605	3550	3670	3670	3670	6840	8840	11410	11750	30200																				
13	1140	3550	3550	3605	3660	3605	3740	3740	3740	7050	9050	11760	12100	31100																				
14						3660	3880	3880	3880	7050	9050	12110	12450	32000																				
15						3715	3950	3950	3950	7050	9050	12460	12840	33000																				
16						3770	4020	4020	4020	7270	9270	12850	13220	34000																				
17						3825	4090	4090	4090	7490	9490	13230	13610	35000																				
18							4160	4160	4160	7490	9490	13620	14040	36100																				
19							4230	4230	4230	7610	9610	14050	14470	37200																				
20							4300	4300	4300	7610	9610	14480	14900	38300																				
21										7740	9740	14910	15330	39400																				
22										7870	9870	15340	15790	40600																				
23										8000	10000	15800	16260	41800																				
24												16270	16770	43100																				
25												16780	17270	44400																				
26												17280	17780	45700																				
27												17790	18320	47100																				
28												18330	18870	48500																				
29												18880	19450	50000																				
30												19460	20030	51500																				
31												20040	20620	53000																				
32												20630	21240	54600																				
33												21250	21860	56200																				
34												21870	22200	57900																				



श्री प्रदीप कुमार यादव / Pradeep Kumar Yadav  
 प. सं. अ. (अ. प्र.) / AAO (AT-I)


AAO(AT-I) (5)

श्री प्रदीप कुमार यादव / Pradeep Kumar Yadav  
 प. सं. अ. (अ. प्र.) / AAO (AT-I)

169

Row No	Rank	Group from 1.1.86										Group from 10.10.97					Group from 01.01.06			Notional Basic pay relevant to the range as on 01.01.2016						
		Sepoy					D					Y or Z					Y									
		Basic pay(Class wise) relevant to col.1 from 01.01.1986 to 09.10.1997					Choose the Basic Pay equal to that at col. 2 to 5					Basic pay from 10.10.1997 to 31.12.2005 relevant to col.6					Basic pay from 01.01.2006 to 31.12.2015 relevant to col.7(Y to Y) & 8(Z to Y) respectively					Locate the pay range corresponding to the Basic pay at col.10 or 12				
Class-4		Class-3		Class-2		Class-1		D to Y		D to Z		Y to Y		Z to Y		BandPay		BP+GP		BandPay		BP+GP		RangeMin	RangeMax	Matrix Pay
900-15-960-20-1120		2945-55-3825		2945-55-3825		2945-55-3825		3250-70-4300		3050-55-3875		5200-20200 + GP 2000		5200-20200 + GP 2000		5200-20200 + GP 2000		5200-20200 + GP 2000		5200-20200 + GP 2000		5200-20200 + GP 2000		5200-20200 + GP 2000	5200-20200 + GP 2000	Level-3
1	900	3000	3000	3000	3000	3000	3000	3250	3050	8250	8250	5880	7880	<8440	8440	21700										
2	915	3000	3000	3000	3000	3000	3000	3250	3050	8250	8250	5880	7880	8450	8710	22400										
3	930	3000	3000	3000	3000	3055	3055	3250	3105	8250	8250	6060	8060	8720	8980	23100										
4	945	3000	3000	3000	3055	3055	3055	3250	3160	8250	8250	6060	8060	8990	9260	23800										
5	960	3055	3055	3055	3055	3165	3165	3250	3215	8250	8250	6250	8250	9270	9530	24500										
6	980	3055	3055	3110	3165	3220	3220	3250	3270	8250	8250	6250	8250	9540	9800	25200										
7	1000	3110	3165	3220	3275	3330	3330	3320	3325	8250	8250	6440	8440	9810	10110	26000										
8	1020	3165	3220	3275	3330	3385	3385	3390	3380	8440	8440	6440	8440	10120	10420	26800										
9	1040	3220	3275	3330	3385	3440	3440	3390	3435	8440	8440	6640	8640	10430	10730	27600										
10	1060	3275	3330	3385	3440	3495	3495	3460	3490	8640	8640	6640	8640	10740	11050	28400										
11	1080	3330	3385	3440	3495	3550	3550	3530	3545	8840	8840	6840	8840	11060	11400	29300										
12	1100	3385	3440	3495	3550	3605	3605	3600	3600	8840	8840	6840	8840	11410	11750	30200										
13	1120	3440	3495	3550	3605	3660	3660	3670	3655	9050	9050	7050	9050	11760	12100	31100										
14						3660	3660	3670	3710	9050	9050	7050	9050	12110	12450	32000										
15						3715	3715	3740	3765	9270	9270	7270	9270	12460	12840	33000										
16						3770	3770	3810	3820	9270	9270	7270	9270	12850	13220	34000										
17						3825	3825	3880	3875	9490	9490	7490	9490	13230	13610	35000										
18								3950	3950	9490	9490			13620	14040	36100										
19								4020	4020	9610	9610			14050	14470	37200										
20								4090	4090	9610	9610			14480	14900	38300										
21								4160	4160	9740	9740			14910	15330	39400										
22								4230	4230	9870	9870			15340	15790	40600										
23								4300	4300	10000	10000			15800	16260	41800										
24														16270	16770	43100										
25														16780	17270	44400										
26														17280	17780	45700										
27														17790	18320	47100										
28														18330	18870	48500										
29														18880	19450	50000										
30														19460	20030	51500										
31														20040	20620	53000										
32														20630	21240	54600										
33														21250	21860	56200										
34														21870	22200	57900										

160




11/11/2016  
 5  
 (11/11/2016)  
 5

डिप्टी क्वार्टर मास्टर / Daleep Kuriya  
 S.A. प्रिन्ट लेखा अधिकारी / Sr. Accounts Officer

161

Row No	Rank		Sepoy					Group from 1.1.86					E			Group from 10.10.97			Y or Z			Group from 01.01.06			Notional Basic pay relevant to the range as on 01.01.2016 Matrix Pay								
	Basic pay from 01.01.1986 to 31.12.1995		Basic pay(Class wise) relevant to col.1 from 01.01.1996 to 09.10.1997					Choose the Basic Pay equal to that at col. 3 to 5					Basic pay from 10.10.1997 to 31.12.2005 relevant to col.6					Basic pay from 01.01.2006 to 31.12.2015 relevant to col.7(Y to Y) & 8(Z to Y) respectively			Locate the pay range corresponding to the Basic pay at col.10 or 12												
	1	2	3	4	5	6	7	8	9	10	11	12	13	14	15	16	17	18	19	20	21	22	23	24		25	26	27	28	29	30	31	32
	870-15-930-20-1090		2900-55-3725					3050-55-3875					5200-20200 + GP 2000			5200-20200 + GP 2000			5200-20200 + GP 2000			Level-3											
1	870	2900	2900	2900	2900	2900	3250	3050	6250	8250	5880	7880	8440	21700																			
2	885	2900	2900	2900	2900	2955	3250	3050	6250	8250	5880	7880	8440	22400																			
3	900	2900	2900	2900	2900	3010	3250	3050	6250	8250	5880	7880	8440	23100																			
4	915	2955	2955	2955	2955	3065	3250	3105	6250	8250	6060	8060	8960	23800																			
5	930	2955	2955	2955	2955	3120	3250	3160	6250	8250	6060	8060	9260	24500																			
6	950	2955	2955	2955	2955	3175	3250	3215	6250	8250	6250	8250	9540	25200																			
7	970	3010	3010	3010	3010	3230	3250	3270	6250	8250	6250	8250	10110	26000																			
8	990	3065	3065	3065	3065	3285	3320	3325	6250	8250	6440	8440	10420	26800																			
9	1010	3120	3120	3120	3120	3340	3390	3380	6440	8440	6440	8440	10730	27600																			
10	1030	3175	3175	3175	3175	3395	3460	3435	6640	8640	6640	8640	11050	28400																			
11	1050	3230	3230	3230	3230	3450	3460	3490	6640	8640	6640	8640	11400	29300																			
12	1070	3285	3285	3285	3285	3505	3530	3545	6840	8840	6840	8840	11750	30200																			
13	1090	3340	3340	3340	3340	3560	3600	3600	6840	8840	6840	8840	12100	31100																			
14		3395	3395	3395	3395	3615	3670	3655	7050	9050	7050	9050	12450	32000																			
15						3670	3670	3710	7050	9050	7050	9050	12840	33000																			
16						3725	3740	3765	7050	9050	7270	9270	13220	34000																			
17							3810	3820	7270	9270	7270	9270	13610	35000																			
18							3880	3875	7490	9490	7490	9490	14040	36100																			
19							3950		7490	9490	7490	9490	14470	37200																			
20							4020		7610	9610	7610	9610	14900	38300																			
21							4090		7610	9610	7610	9610	15330	39400																			
22							4160		7740	9740	7740	9740	15790	40600																			
23							4230		7870	9870	7870	9870	16260	41800																			
24							4300		8000	10000			16770	43100																			
25													17270	44400																			
26													17780	45700																			
27													18320	47100																			
28													18870	48500																			
29													19460	50000																			
30													20040	51500																			
31													20630	53000																			
32													21240	54600																			
33													21860	56200																			
34													22200	57900																			

161



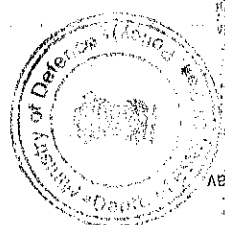
श्री प्रदीप कुमार यादव / Pradeep Kumar Yadav  
 श. अ. (श. प्र. 1) / AAO (AT-1)

5 (AT-1)  
 AAO (AT-1)

श्री प्रदीप कुमार यादव / Pradeep Kumar Yadav  
 श. अ. (श. प्र. 1) / AAO (AT-1)

Row No	Rank	Naik										A			Group from 10.10.97			Group from 01.01.06			X	
		Basic pay(Class wise) relevant to col.1 from 01.01.1996 to 09.10.1997					Choose the Basic Pay equal to that at col. 3 to 5					Basic pay from 10.10.1997 to 31.12.2005 relevant to col.6			Basic pay from 01.01.2006 to 31.12.2015 relevant to col.8			Locate the pay range corresponding to the Basic pay at col.10 or 12				Notional Basic pay relevant to the range as on 01.01.2015
		Blank	Class-3	Class-2	Class-1	Class-1	2	3	4	5	6	7	8	9	10	11	12	13	14	15		
		3700-70-4750										3700-85-4975			5200-20200 + GP 2400			5700-20200 + GP 2400			Level-4	
1	1160		3700	3700	3700	3700	3700	3700	3700	3700	3700	3700	3700	3700	7050	9450	<9920	9920	9920	25500		
2	1180		3700	3700	3770	3770	3770	3770	3770	3770	3770	3770	3770	3770	7270	9670	9930	10230	10230	26300		
3	1200		3700	3770	3840	3910	3910	3910	3910	3910	3910	3910	3910	3910	7270	9670	10240	10540	10540	27100		
4	1220		3770	3840	3910	3980	3980	3980	3980	3980	3980	3980	3980	3980	7490	9890	10550	10850	10850	27900		
5	1240		3840	3910	3980	4050	4120	4120	4120	4120	4120	4120	4120	4120	7610	10010	10860	11160	11160	28700		
6	1260		3910	3980	4050	4120	4190	4190	4190	4190	4190	4190	4190	4190	7680	10080	11170	11510	11510	29600		
7	1280		3980	4050	4120	4190	4260	4260	4260	4260	4260	4260	4260	4260	7680	10080	11520	11860	11860	30500		
8	1300		4050	4120	4190	4260	4330	4330	4330	4330	4330	4330	4330	4330	7840	10240	11870	12210	12210	31400		
9	1320		4120	4190	4260	4330	4400	4400	4400	4400	4400	4400	4400	4400	7990	10390	12220	12560	12560	32300		
10	1345		4190	4260	4330	4400	4470	4470	4470	4470	4470	4470	4470	4470	8150	10550	12570	12950	12950	33300		
11	1370		4260	4330	4400	4470	4540	4540	4540	4540	4540	4540	4540	4540	8310	10710	12960	13340	13340	34300		
12	1395		4330	4400	4470	4540	4610	4610	4610	4610	4610	4610	4610	4610	8470	10870	13350	13730	13730	35300		
13	1420		4400	4470	4540	4610	4680	4680	4680	4680	4680	4680	4680	4680	8470	10870	13740	14160	14160	36400		
14	1445		4470	4540	4610	4680	4750	4750	4750	4750	4750	4750	4750	4750	8630	11030	14170	14590	14590	37500		
15	1470		4540	4610	4680	4750									8780	11180	14600	15010	15010	38600		
16	1495		4610	4680	4750										8940	11340	15020	15480	15480	39800		
17															9100	11500	15490	15950	15950	41000		
18															9260	11660	15960	16420	16420	42200		
19																	16430	16920	16920	43500		
20																	16930	17430	17430	44800		
21																	17440	17930	17930	46100		
22																	17940	18480	18480	47500		
23																	18490	19020	19020	48900		
24																	19030	19610	19610	50400		
25																	19620	20190	20190	51900		
26																	20200	20810	20810	53500		
27																	20820	21430	21430	55100		
28																	21440	22100	22100	56800		
29																	22110	22600	22600	58500		

182



Pradeep Kumar Yadav / Pradeep Kumar Yadav  
 Pradeep Kumar Yadav / Pradeep Kumar Yadav

AAO (AT-1)

Pradeep Kumar Yadav / Pradeep Kumar Yadav  
 Pradeep Kumar Yadav / Pradeep Kumar Yadav

Row No	Rank	Group from 1.1.86										Group from 10.10.97			Group from 01.01.06						
		Naik		B						Y			Y		Y		Notional Basic pay relevant to the range as on 01.01.2016 Matrix Pay				
		Basic pay(Class wise) relevant to col.1 from 01.01.1996 to 09.10.1997		Choose the Basic Pay equal to that at col. 2 to 5		Basic pay from 10.10.1997 to 31.12.2005 relevant to col.6		Basic pay from 01.01.2006 to 31.12.2015 relevant to col.8			Locate the pay range corresponding to the Basic pay at col.10 or 12										
1020-20-1180-25-1355		Class-4 Class-3 Class-2 Class-1		3250-70-4300		Blank		Blank		B to Y		Blank		Blank		RangeMin RangeMax					
1	1020	3250	3250	3250	3250	3250	3250	3425	3425	3425	3425	3425	6640	9040	9040	9040	5200-20200 + GP 2400	5200-20200 + GP 2400	13	14	Level-4
2	1040	3250	3250	3320	3390	3320	3320	3425	3425	3425	3425	3425	6640	9040	9040	9040	5200-20200 + GP 2400	5200-20200 + GP 2400	9930	10230	25500
3	1060	3320	3320	3390	3460	3390	3390	3425	3425	3425	3425	3425	6640	9040	9040	9040	5200-20200 + GP 2400	5200-20200 + GP 2400	10240	10540	26300
4	1080	3320	3320	3390	3460	3460	3460	3510	3510	3510	3510	3510	6840	9240	9240	9240	5200-20200 + GP 2400	5200-20200 + GP 2400	10550	10850	27100
5	1100	3390	3390	3460	3530	3530	3530	3595	3595	3595	3595	3595	6840	9240	9240	9240	5200-20200 + GP 2400	5200-20200 + GP 2400	10860	11160	27900
6	1120	3460	3460	3530	3600	3600	3600	3680	3680	3680	3680	3680	7050	9450	9450	9450	5200-20200 + GP 2400	5200-20200 + GP 2400	11170	11510	28700
7	1140	3530	3530	3600	3670	3670	3670	3765	3765	3765	3765	3765	7050	9450	9450	9450	5200-20200 + GP 2400	5200-20200 + GP 2400	11520	11860	29600
8	1160	3600	3600	3670	3740	3740	3740	3850	3850	3850	3850	3850	7270	9670	9670	9670	5200-20200 + GP 2400	5200-20200 + GP 2400	11870	12210	30500
9	1180	3670	3670	3740	3810	3810	3810	3935	3935	3935	3935	3935	7270	9670	9670	9670	5200-20200 + GP 2400	5200-20200 + GP 2400	12220	12560	31400
10	1205	3740	3740	3810	3880	3880	3880	4020	4020	4020	4020	4020	7490	9890	9890	9890	5200-20200 + GP 2400	5200-20200 + GP 2400	12570	12950	32300
11	1230	3810	3810	3880	3950	3950	3950	4020	4020	4020	4020	4020	7610	10010	10010	10010	5200-20200 + GP 2400	5200-20200 + GP 2400	12960	13340	33300
12	1255	3880	3880	3950	4020	4020	4020	4105	4105	4105	4105	4105	7610	10010	10010	10010	5200-20200 + GP 2400	5200-20200 + GP 2400	13350	13730	34300
13	1280	3950	3950	4020	4090	4090	4090	4190	4190	4190	4190	4190	7640	10040	10040	10040	5200-20200 + GP 2400	5200-20200 + GP 2400	13740	14160	35300
14	1305	4020	4020	4090	4160	4160	4160	4275	4275	4275	4275	4275	7800	10200	10200	10200	5200-20200 + GP 2400	5200-20200 + GP 2400	14170	14590	36400
15	1330	4090	4090	4160	4230	4230	4230	4360	4360	4360	4360	4360	7960	10360	10360	10360	5200-20200 + GP 2400	5200-20200 + GP 2400	14600	15010	37500
16	1355	4160	4160	4230	4300	4300	4300	4445	4445	4445	4445	4445	8110	10510	10510	10510	5200-20200 + GP 2400	5200-20200 + GP 2400	15020	15480	38600
17								4530	4530	4530	4530	4530	8270	10670	10670	10670	5200-20200 + GP 2400	5200-20200 + GP 2400	15490	15950	39800
18								4615	4615	4615	4615	4615	8430	10830	10830	10830	5200-20200 + GP 2400	5200-20200 + GP 2400	15960	16420	41000
19								4700	4700	4700	4700	4700	8590	10990	10990	10990	5200-20200 + GP 2400	5200-20200 + GP 2400	16430	16920	42200
20													8750	11150	11150	11150	5200-20200 + GP 2400	5200-20200 + GP 2400	16930	17430	43500
21																	5200-20200 + GP 2400	5200-20200 + GP 2400	17440	17930	44800
22																	5200-20200 + GP 2400	5200-20200 + GP 2400	17940	18480	46100
23																	5200-20200 + GP 2400	5200-20200 + GP 2400	18490	19020	47500
24																	5200-20200 + GP 2400	5200-20200 + GP 2400	19030	19610	48900
25																	5200-20200 + GP 2400	5200-20200 + GP 2400	19620	20190	50400
26																	5200-20200 + GP 2400	5200-20200 + GP 2400	20200	20810	51900
27																	5200-20200 + GP 2400	5200-20200 + GP 2400	20820	21430	53500
28																	5200-20200 + GP 2400	5200-20200 + GP 2400	21440	22100	55100
29																	5200-20200 + GP 2400	5200-20200 + GP 2400	22110	22600	56800
																	5200-20200 + GP 2400	5200-20200 + GP 2400			58500



प्रतिभूत प्रमाण/Pradeep Kumar Yadav  
 (5) AAO(AT-1)  
 स. अ. (अ. 1)/AAO (AT-1)

विलीय कुमार सावनी / Dileep Kumar  
 SA  
 वरिष्ठ लेखा अधिकारी / Sr. Accounts Officer

133



Row No	Rank	Group from 1.1.86										Group from 10.10.97						Group from 01.01.06			
		Naik										Y or Z						Y or Z		Notional Basic pay relevant to the range as on 01.01.2016 Matrix Pay	
		Basic pay(Class wise) relevant to col.1 from 01.01.1996 to 09.10.1997					Choose the Basic Pay equal to that at col. 2 to 5					Basic pay from 10.10.1997 to 31.12.2005 relevant to col.6			Basic pay from 01.01.2006 to 31.12.2015 relevant to col.7(Y to Y) & 8(Z to Y) respectively			Locate the pay range corresponding to the Basic pay at col.10 or 12			
Class-4		Class-3		Class-2		Class-1		D to Y		D to Z		Y TO Y			Z TO Y			RangeMin	RangeMax		
		3150-70-4200										5200-20200 + GP 2400						5200-20200 + GP 2400			
1	960-20-1120-25-1295	3150	3150	3150	3150	3150	3150	3150	3425	3150	3150	6640	9040	9040	6060	8460	<9920	9920	13	14	15
2	960	3150	3150	3150	3150	3150	3150	3150	3425	3220	3220	6640	9040	9040	6250	8650	9930	10230			25500
3	980	3150	3150	3150	3150	3220	3220	3290	3425	3290	3290	6640	9040	9040	6250	8650	10240	10540			26300
4	1000	3220	3220	3220	3220	3290	3290	3430	3425	3360	3360	6640	9040	9040	6440	8840	10550	10850			27100
5	1020	3220	3290	3290	3290	3290	3290	3430	3425	3430	3430	6840	9240	9240	6640	9040	10860	11160			27900
6	1040	3290	3290	3290	3360	3360	3360	3500	3510	3500	3500	6840	9240	9240	6640	9040	11170	11510			28700
7	1060	3360	3360	3360	3430	3430	3430	3570	3595	3570	3570	6840	9240	9240	6640	9040	11520	11860			29600
8	1080	3430	3430	3430	3500	3500	3500	3640	3680	3640	3640	7050	9450	9450	6840	9240	11870	12210			30500
9	1100	3500	3500	3500	3570	3570	3570	3710	3765	3710	3710	7050	9670	9670	6840	9240	12220	12560			31400
10	1120	3570	3570	3570	3640	3640	3640	3780	3850	3780	3780	7270	9670	9670	7050	9450	12570	12910			32300
11	1145	3640	3640	3640	3710	3710	3710	3850	3850	3850	3850	7270	9670	9670	7270	9670	12960	13340			33300
12	1170	3710	3710	3710	3780	3780	3780	3920	3935	3920	3920	7490	9890	9890	7490	9890	13350	13730			34300
13	1195	3780	3780	3780	3850	3850	3850	3990	4020	3990	3990	7610	10010	10010	7490	9890	13740	14160			35300
14	1220	3850	3850	3850	3920	3920	3920	4060	4105	4060	4060	7610	10010	10010	7610	10010	14170	14590			36400
15	1245	3920	3920	3920	3990	3990	3990	4130	4190	4130	4130	7800	10200	10200	7690	10090	14600	15010			37500
16	1270	3990	3990	3990	4060	4060	4060	4200	4275	4200	4200	7960	10360	10360	7820	10220	15020	15480			38600
17	1295								4360	4360	4360	8110	10510	10510			15490	15950			39800
18									4445	4445	4445	8270	10670	10670			15960	16420			41000
19									4530	4530	4530	8430	10830	10830			16430	16920			42200
20									4615	4615	4615	8590	10990	10990			16930	17430			43500
21									4700	4700	4700	8750	11150	11150			17440	17930			44800
22																	17940	18480			46100
23																	18490	19020			47500
24																	19030	19610			48900
25																	19620	20190			50400
26																	20200	20810			51900
27																	20820	21430			53500
28																	21440	22100			55100
29																	22110	22600			56800
30																					58500

185

MAJOR JAGDIP KUMAR  
 11/11/2017  
 15



डिलीप कुमार साहू / Dilip Kumar  
 वरिष्ठ लेखा अधिकारी / Sr. Accounts Officer

SK

Row No	Rank		Naik				Group from 1.1.86				E				Group from 10.10.97				Y or Z		Group from 01.01.06		National Basic pay relevant to the range as on 01.01.2016
	Basic pay from 01.01.1986 to 31.12.1995		Basic pay(Class wise) relevant to col.1 from 01.01.1996 to 09.10.1997				Choose the Basic Pay equal to that at col. 3 to 5				Basic pay from 10.10.1997 to 31.12.2005 relevant to col.6				Basic pay from 01.01.2006 to 31.12.2015 relevant to col.7(Y to Y) & 8(Z to Y) respectively				Locate the pay range corresponding to the Basic pay at col.10 or 12				
	1	2	3	4	5	6	7	8	9	10	11	12	13	14	15	RangeMin	RangeMax						
	930-20-1090-25-1265	2975-70-4025					3425-85-4700	3150-70-4200	5200-20200 + GP 2400	5200-20200 + GP 2400	5200-20200 + GP 2400	5200-20200 + GP 2400	5200-20200 + GP 2400	5200-20200 + GP 2400	5200-20200 + GP 2400	5200-20200 + GP 2400	5200-20200 + GP 2400	5200-20200 + GP 2400	Level-4				
1	930	2975	2975	2975	2975	2975	3425	3150	6640	9040	6060	8460	9920	25500	<9920	9920	9920	25500					
2	950	2975	2975	2975	2975	3045	3425	3150	6640	9040	6060	8460	10230	26300	9930	10230	10230	26300					
3	970	3045	3045	3045	3045	3115	3425	3150	6640	9040	6060	8460	10540	27100	10240	10540	10540	27100					
4	990	3115	3115	3115	3115	3185	3425	3220	6640	9040	6250	8650	10850	27900	10550	10850	10850	27900					
5	1010	3115	3185	3185	3185	3255	3425	3290	6640	9040	6250	8650	11160	28700	10860	11160	11160	28700					
6	1030	3185	3255	3255	3255	3325	3425	3360	6640	9040	6440	8840	11510	29600	11170	11510	11510	29600					
7	1050	3255	3255	3325	3325	3395	3425	3430	6640	9040	6640	9040	11860	30500	11520	11860	11860	30500					
8	1070	3325	3325	3325	3395	3465	3510	3500	6840	9240	6640	9040	12210	31400	11870	12210	12210	31400					
9	1090	3395	3395	3395	3395	3535	3595	3570	6840	9240	6840	9240	12560	32300	12220	12560	12560	32300					
10	1115	3465	3465	3465	3465	3605	3680	3640	7050	9450	6840	9240	12950	33300	12570	12950	12950	33300					
11	1140	3535	3535	3535	3605	3675	3680	3710	7050	9450	7050	9450	13340	34300	12960	13340	13340	34300					
12	1165	3605	3605	3605	3675	3745	3765	3780	7270	9670	7270	9670	13730	35300	13350	13730	13730	35300					
13	1190	3675	3675	3675	3745	3815	3850	3850	7270	9670	7270	9670	14160	36400	13740	14160	14160	36400					
14	1215	3745	3745	3745	3815	3885	3935	3920	7490	9890	7490	9890	14590	37500	14170	14590	14590	37500					
15	1240	3815	3815	3815	3885	3955	4020	3990	7610	10010	7490	9890	15010	38600	14600	15010	15010	38600					
16	1265	3885	3885	3885	3955	4025	4105	4060	7640	10040	7610	10010	15480	39800	15020	15480	15480	39800					
17							4190	4130	7800	10200	7690	10090	15950	41000	15490	15950	15950	41000					
18							4275	4200	7960	10360	7820	10220	16420	42200	15960	16420	16420	42200					
19							4360	4360	8110	10510			16920	43500	16430	16920	16920	43500					
20							4445	4445	8270	10670			17430	44800	16930	17430	17430	44800					
21							4530	4530	8430	10830			17940	46100	17440	17940	17940	46100					
22							4615	4615	8590	10990			18480	47500	17940	18480	18480	47500					
23							4700	4700	8750	11150			19020	48900	18490	19020	19020	48900					
24													19610	50400	19030	19610	19610	50400					
25													20190	51900	19620	20190	20190	51900					
26													20810	53500	20200	20810	20810	53500					
27													21430	55100	20820	21430	21430	55100					
28													22100	56800	21440	22100	22100	56800					
29													22600	58500	22110	22600	22600	58500					




Pradeep Kumar Yadav / Pradeep Kumar Yadav  
 Sr. Accounts Officer / Sr. Accounts Officer  
 (AT-1) / (AT-1)

A AO(AT-1)

Pradeep Kumar Yadav / Pradeep Kumar Yadav  
 Sr. Accounts Officer / Sr. Accounts Officer  
 (AT-1) / (AT-1)



Row No	Rank	Group from 1.1.86										Group from 10.10.97			Group from 01.01.06						
		Havildar										A			X			X			
		Basic pay (Class wise) relevant to col.1 from 01.01.1996 to 09.10.1997					Choose the Basic Pay equal to that at col. 3 to 5					Basic pay from 10.10.1997 to 31.12.2005 relevant to col.6			Basic pay from 01.01.2006 to 31.12.2015 relevant to col.8			Locate the pay range corresponding to the Basic pay at col.10 or 12			Notional Basic pay relevant to the range as on 01.01.2016
Blank			Class-3	Class-2	Class-1	Blank			A to X	Blank			Band Pay	BP+GP	RangeMin	RangeMax	Matrix Pay	Level-5			
			4150-85-5425						4150-100-5650			5200-20200 + GP 2800			5200-20200 + GP 2800						
1	1300		4150	4150	4150	4150				4150				7720	10520	<11360	11360		13	14	15
2	1325		4150	4150	4235	4235				4235				7910	10710	11370	11710		13	14	15
3	1350		4150	4235	4320	4320				4320				8100	10900	11720	12060		13	14	15
4	1375		4235	4320	4405	4405				4405				8280	11080	12070	12410		13	14	15
5	1400		4320	4405	4490	4490				4490				8470	11270	12420	12800		13	14	15
6	1425		4405	4490	4575	4575				4575				8650	11450	12810	13190		13	14	15
7	1450		4490	4575	4660	4660				4660				8840	11640	13200	13570		13	14	15
8	1475		4575	4660	4745	4745				4745				8840	11640	13580	13960		13	14	15
9	1500		4575	4660	4745	4830				4830				9030	11830	13970	14390		13	14	15
10	1525		4660	4745	4830	4915				4915				9210	12010	14400	14820		13	14	15
11	1550		4745	4830	4915	5000				5000				9400	12200	14830	15250		13	14	15
12	1580		4830	4915	5000	5085				5085				9580	12380	15260	15720		13	14	15
13	1610		4915	5000	5085	5170				5170				9770	12570	15730	16180		13	14	15
14	1640		5000	5085	5170	5255				5255				9960	12760	16190	16650		13	14	15
15	1670		5085	5170	5255	5340				5340				9960	12760	16660	17150		13	14	15
16	1700		5170	5255	5340	5425				5425				10140	12940	17160	17660		13	14	15
17														10330	13130	17670	18210		13	14	15
18														10510	13310	18220	18750		13	14	15
19																18760	19290		13	14	15
20																19300	19880		13	14	15
21																19890	20460		13	14	15
22																20470	21080		13	14	15
23																21090	21710		13	14	15
24																21720	22370		13	14	15
25																22380	23000		13	14	15



श्री प्रदीप कुमार यदव / Pradeep Kumar Yadav  
 आ. अ. अ. (अ. 1) / AAO (AT-1)

A AAO (AT-1)

श्री प्रदीप कुमार यदव / Pradeep Kumar Yadav  
 आ. अ. अ. (अ. 1) / AAO (AT-1)  
 श्री प्रदीप कुमार यदव / Sr. Accounts Officer

Row No	Rank		Havildar				Group from 1.1.86				Group from 10.10.97				Group from 01.01.06								
	Basic pay from 01.01.1986 to 31.12.1995.		Basic pay(Class wise) relevant to col.1 from 01.01.1996 to 09.10.1997				Choose the Basic Pay equal to that at col. 2 to 5				Basic pay from 10.10.1997 to 31.12.2005 relevant to col.6				Basic pay from 01.01.2006 to 31.12.2015 relevant to col.8				Locate the pay range corresponding to the Basic pay at col.10 or 12				
	1130-25-1380-30-1530		Class-4	Class-3	Class-2	Class-1	3600-85-4875				Blank	7	8	9	10	11	12	13	14	Blank	RangeMin	RangeMax	Notional Basic pay relevant to the range as on 01.01.2016.
1	1130	3600	3600	3600	3685	3600	3600	3685	3600	3600	3600	3600	3600	3600	6840	9640	<11360	11360		13	14	Level-5	15
2	1155	3600	3600	3685	3770	3685	3770	3685	3685	3685	3770	3685	3770	7050	9850	11370	11710		13	14	29200	30100	
3	1180	3685	3685	3770	3770	3770	3770	3770	3770	3770	3770	3770	3770	7270	10070	11720	12060		13	14	31000	31900	
4	1205	3770	3770	3855	3855	3855	3855	3855	3855	3855	3855	3855	3855	7490	10290	12070	12410		13	14	32900	33900	
5	1230	3770	3855	3940	3940	3940	3940	3940	3940	3940	3940	3940	3940	7630	10430	12810	13190		13	14	34900	35900	
6	1255	3855	3940	3940	4025	4025	4025	4025	4025	4025	4025	4025	4025	7820	10620	13200	13570		13	14	35900	37000	
7	1280	3940	4025	4025	4110	4110	4110	4110	4110	4110	4110	4110	4110	8000	10800	13580	13960		13	14	37000	38100	
8	1305	4025	4110	4110	4195	4195	4195	4195	4195	4195	4195	4195	4195	8190	10990	14400	14820		13	14	38100	39200	
9	1330	4110	4195	4195	4280	4280	4280	4280	4280	4280	4280	4280	4280	8370	11170	14830	15250		13	14	39200	40400	
10	1355	4195	4280	4280	4365	4365	4365	4365	4365	4365	4365	4365	4365	8560	11360	15260	15720		13	14	40400	41600	
11	1380	4280	4365	4365	4450	4450	4450	4450	4450	4450	4450	4450	4450	8750	11550	15730	16180		13	14	41600	42800	
12	1410	4365	4450	4450	4535	4535	4535	4535	4535	4535	4535	4535	4535	8930	11730	16190	16650		13	14	42800	44100	
13	1440	4450	4535	4535	4620	4620	4620	4620	4620	4620	4620	4620	4620	9120	11920	16660	17150		13	14	44100	45400	
14	1470	4535	4620	4620	4705	4705	4705	4705	4705	4705	4705	4705	4705	9300	12100	17160	17660		13	14	45400	46800	
15	1500	4620	4705	4705	4790	4790	4790	4790	4790	4790	4790	4790	4790	9490	12290	18220	18750		13	14	46800	48200	
16	1530	4705	4790	4790	4875	4875	4875	4875	4875	4875	4875	4875	4875			18760	19290		13	14	48200	49600	
17																19300	19880		13	14	49600	51100	
18																19890	20460		13	14	51100	52600	
19																20470	21080		13	14	52600	54200	
20																21090	21710		13	14	54200	55800	
21																21720	22370		13	14	55800	57500	
22																22380	23000		13	14	57500	59200	
23																			13	14			
24																			13	14			
25																			13	14			



Prdip Kumar Yadav / Pradeep Kumar Yadav  
 Prdip K. (Prdip K) / AAO (AT-1)

A AOC (AT-1)

Prdip Kumar Yadav / Pradeep Kumar Yadav  
 Prdip K. (Prdip K) / AAO (AT-1)

Row No	Rank	Group from 1.1.86										Group from 10.10.97			Group from 01.01.06			Notional Basic pay relevant to the range as on 01.01.2016 Matrix Pay			
		Havildar				C						Y			Y						
		Basic pay(Class wise) relevant to col.1 from 01.01.1996 to 09.10.1997				Choose the Basic Pay equal to that at col. 2 to 5						Basic pay from 01.01.2006 to 31.12.2015 relevant to col.8			Locate the pay range corresponding to the Basic pay at col.10 or 12						
1070-25-1320-30-1470				3425-85-4700						Blank			RangeMin   RangeMax			5200-20200 + GP 2800					
				Class-4	Class-3	Class-2	Class-1	2	3	4	5	6	7	8	9	10	11	12	13	14	15
1	1070	3425	3425	3425	3425	3425	3425	3425	3425	3425	3425	3425	3600	6840	9640	<11360	11360	11360	11360	11360	29200
2	1095	3425	3425	3510	3510	3510	3510	3510	3510	3510	3510	3510	3600	6840	9640	11370	11370	11370	11370	11370	30100
3	1120	3510	3510	3595	3595	3595	3595	3595	3595	3595	3595	3595	3600	6840	9640	11720	11720	11720	11720	11720	31000
4	1145	3595	3595	3680	3680	3680	3680	3680	3680	3680	3680	3680	3700	7050	9850	12070	12070	12070	12070	12070	31900
5	1170	3595	3680	3765	3765	3765	3765	3765	3765	3765	3765	3765	3800	7270	10070	12420	12420	12420	12420	12420	32900
6	1195	3765	3765	3850	3850	3850	3850	3850	3850	3850	3850	3850	3900	7490	10290	12810	12810	12810	12810	12810	33900
7	1220	3850	3850	3935	3935	3935	3935	3935	3935	3935	3935	3935	4000	7490	10290	13200	13200	13200	13200	13200	34900
8	1245	3850	3935	3935	3935	3935	3935	3935	3935	3935	3935	4020	4100	7630	10430	10430	10430	10430	10430	10430	35900
9	1270	3935	3935	4020	4020	4020	4020	4020	4020	4020	4020	4020	4200	7820	10620	10620	10620	10620	10620	10620	37000
10	1295	4020	4020	4105	4105	4105	4105	4105	4105	4105	4105	4190	4200	7820	10620	10620	10620	10620	10620	10620	38100
11	1320	4105	4105	4190	4190	4190	4190	4190	4190	4190	4190	4275	4300	8000	10800	10800	10800	10800	10800	10800	39200
12	1350	4190	4190	4275	4275	4275	4275	4275	4275	4275	4275	4360	4400	8190	10990	10990	10990	10990	10990	10990	40400
13	1380	4275	4275	4360	4360	4360	4360	4360	4360	4360	4360	4445	4500	8370	11170	11170	11170	11170	11170	11170	41600
14	1410	4360	4360	4445	4445	4445	4445	4445	4445	4445	4445	4530	4600	8560	11360	11360	11360	11360	11360	11360	42800
15	1440	4445	4445	4530	4530	4530	4530	4530	4530	4530	4530	4615	4700	8750	11550	11550	11550	11550	11550	11550	44100
16	1470	4530	4530	4615	4615	4615	4615	4615	4615	4615	4615	4700	4800	8750	11550	11550	11550	11550	11550	11550	45400
17													4800	8930	11730	11730	11730	11730	11730	11730	46800
18													4900	9120	11920	11920	11920	11920	11920	11920	48200
19													5000	9300	12100	12100	12100	12100	12100	12100	49600
20													5100	9490	12290	12290	12290	12290	12290	12290	51100
21																					52600
22																					54200
23																					55800
24																					57500
25																					59200



श्री प्रदीप कुमार यादव / Pradeep Kumar Yadav  
 श्री अ. अ. (प्र. 1) / AAO (AT-1)

(ADDUAT-1)

श्री प्रदीप कुमार यादव / Pradeep Kumar Yadav  
 श्री अ. अ. (प्र. 1) / Sr. Accounts Officer

Row No	Rank	Group from 1.1.86										Group from 10.10.97			Y or Z		Group from 01.01.06		National Basic pay relevant to the range as on 01.01.2016 Matrix Pay Level-5				
		Havildar					D					Basic pay from 10.10.1997 to 31.12.2005 relevant to col.6			Basic pay from 01.01.2006 to 31.12.2015 relevant to col.7(Y to Y) & 8(Z to Y) respectively			Locate the pay range corresponding to the Basic pay at col.10 or 12					
		Basic pay(Class wise) relevant to col.1 from 01.01.1996 to 09.10.1997					Choose the Basic Pay equal to that at col. 2 to 5					D to Y		D to Z		Y to Y				Z to Y		RangeMin	RangeMax
3425-85-4700					3600-100-5100					3250-85-4525			5200-20200 + GP 2800			5200-20200 + GP 2800		5200-20200 + GP 2800		5200-20200 + GP 2800		5200-20200 + GP 2800	
1	2	3	4	5	6	7	8	9	10	11	12	13	14	15									
1	1050	3425	3425	3425	3425	3425	3505	6840	9640	6840	9640	<11360	11360	29200									
2	1075	3425	3425	3425	3510	3600	3590	6840	9640	6840	9640	11370	11710	30100									
3	1100	3425	3425	3510	3595	3600	3675	6840	9640	7050	9850	11720	12060	31000									
4	1125	3510	3510	3595	3680	3700	3760	7050	9850	7050	9850	12070	12410	31900									
5	1150	3595	3595	3680	3765	3800	3845	7270	10070	7270	10070	12420	12800	32900									
6	1175	3680	3680	3765	3850	3900	3930	7490	10290	7490	10290	12810	13190	33900									
7	1200	3680	3765	3765	3850	4000	4015	7490	10290	7490	10290	13200	13570	34900									
8	1225	3765	3850	3850	4020	4100	4100	7630	10430	7630	10430	13580	13960	35900									
9	1250	3850	3935	3935	4105	4200	4185	7790	10620	7790	10590	13970	14390	37000									
10	1275	3935	3935	4020	4190	4200	4270	7820	10620	7950	10750	14400	14820	38100									
11	1300	4020	4020	4105	4275	4300	4355	8000	10800	8110	10910	14830	15250	39200									
12	1330	4105	4105	4190	4360	4400	4440	8190	10990	8260	11060	15260	15720	40400									
13	1360	4190	4190	4275	4445	4500	4525	8370	11170	8420	11220	15730	16180	41600									
14	1390	4275	4275	4360	4530	4600	4525	8560	11360	8420	11220	16190	16650	42800									
15	1420	4360	4445	4445	4615	4700	4525	8750	11550	8420	11220	16660	17150	44100									
16	1450	4445	4530	4530	4700	4700	4525	8750	11550	8420	11220	17160	17660	45400									
17						4800		8930	11730			17670	18210	46800									
18						4900		9120	11920			18220	18750	48200									
19						5000		9300	12100			18760	19290	49600									
20						5100		9490	12290			19300	19880	51100									
21												19890	20460	52600									
22												20470	21080	54200									
23												21090	21710	55800									
24												21720	22370	57500									
25												22380	23000	59200									

170



Pradeep Kumar Yadav / Pradeep Kumar Yadav (AT-1)  
 Sr. Accounts Officer

Pradeep Kumar Yadav / Pradeep Kumar Yadav (AT-1)  
 Sr. Accounts Officer

Row No	Rank	Group from 1.1.86										Group from 10.10.97					Group from 01.01.06									
		Havildar										Y or Z					Y									
		Basic pay(Class wise) relevant to col.1 from 01.01.1996 to 09.10.1997			Choose the Basic Pay equal to that at col. 3 to 5							Basic pay from 10.10.1997 to 31.12.2005 relevant to col.6					Basic pay from 01.01.2006 to 31.12.2015 relevant to col.7(Y to Y) & 8(Z to Y) respectively					Locate the pay range corresponding to the Basic pay at col.10 or 12				
		Blank	Class-3	Class-2	Class-1	2	3	4	5	6	7	8	9	10	11	12	13	14	Range/Min	Range/Max	Matrix Pay					
					3250-85-4525							5200-20200 + GP 2800					5200-20200 + GP 2800					Level-5				
1	1020				3250	3250	3250	3250	3250	3600	3250	6840	9640	6250	9050	<11360	11360									
2	1045				3250	3250	3335	3335	3335	3600	3335	6840	9640	6440	9240	11370	11710									
3	1070				3335	3335	3335	3420	3420	3600	3420	6840	9640	6440	9240	11720	12060									
4	1095				3420	3420	3420	3505	3505	3600	3505	6840	9640	6840	9640	12070	12410									
5	1120				3505	3505	3505	3590	3590	3600	3590	6840	9640	6840	9640	12420	12800									
6	1145				3590	3590	3590	3590	3675	3700	3675	7050	9850	7050	9850	12810	13190									
7	1170				3590	3675	3675	3675	3760	3800	3760	7270	10070	7050	9850	13200	13570									
8	1195				3675	3760	3760	3760	3845	3900	3845	7490	10290	7270	10070	13580	13960									
9	1220				3760	3760	3845	3845	3930	4000	3930	7490	10290	7490	10290	13970	14390									
10	1245				3845	3845	3930	3930	4015	4100	4015	7630	10430	7490	10290	14400	14820									
11	1270				3930	3930	3930	3930	4100	4100	4100	7630	10430	7630	10430	14830	15250									
12	1300				4015	4015	4015	4015	4185	4200	4185	7820	10620	7790	10590	15260	15720									
13	1330				4100	4100	4185	4185	4270	4300	4270	8000	10800	7950	10750	15730	16180									
14	1360				4185	4185	4270	4270	4355	4400	4355	8190	10990	8110	10910	16190	16650									
15	1390				4270	4270	4355	4355	4440	4500	4440	8370	11170	8260	11060	16660	17150									
16	1420				4355	4355	4440	4440	4525	4600	4525	8560	11360	8420	11220	17160	17660									
17										4700	4700	8750	11550			17670	18210									
18										4800	4800	8930	11730			18220	18750									
19										4900	4900	9120	11920			18760	19290									
20										5000	5000	9300	12100			19300	19880									
21										5100	5100	9490	12290			19890	20460									
22																20470	21080									
23																21090	21710									
24																21720	22370									
25																22380	23000									

दिलीप कुमार साबनी / Daleep K. S. /  
वरिष्ठ लेखा अधिकारी / Sr. Accounts Officer

*[Signature]*



प्रदीप कुमार यादव / Pradeep Kumar Yadav  
अ. ले. अ. (अ. 1) / AAO (AT-1)

AAO (AT-1)

Row No	Rank	Naib Subedar				Group from 1.1.86				Group from 10.10.97				Group from 01.01.06				Notional Basic pay relevant to the range as on 01.01.2016 Matrix Pay
		Basic pay relevant to col.1 from 01.01.1986 to 31.12.1995		Basic pay relevant to col.1 from 01.01.1996 to 09.10.1997		Choose the Basic Pay equal to that at col. 5		Basic pay from 10.10.1997 to 31.12.2005 relevant to col.6		Basic pay from 01.01.2006 to 31.12.2015 relevant to col.8		Locate the pay range corresponding to the Basic pay at col.10 or 12		Level-6				
		Blank	Blank	Blank	Blank	Pay	Blank	A to X	Blank	9	10	11	12		13	14		
1	1620				5200	5200	5200	5770		9	10	11	12	13	14	15		
2	1660				5200	5200	5325	5770				10740	14940	<13770	13770	35400		
3	1700				5200	5200	5450	5770				10740	14940	13780	14200	36500		
4	1740				5325	5325	5575	5770				10740	14940	14210	14630	37600		
5	1780				5450	5450	5700	5770				10740	14940	14640	15050	38700		
6	1820				5575	5575	5825	5910				11000	15200	15060	15520	39900		
7	1860				5700	5700	5950	6050				11260	15460	16000	16450	41100		
8	1900				5825	5825	6075	6190				11520	15700	16460	16960	42300		
9	1940				5950	5950	6200	6330				11780	15980	16970	17470	43600		
10	1980				6075	6075	6325	6330				11780	15980	17480	17970	44900		
11	2020				6200	6200	6450	6470				12040	16240	17980	18520	46200		
12	2060				6325	6325	6575	6610				12300	16500	18530	19060	47600		
13	2100				6450	6450	6700	6750				12560	16760	19070	19640	49000		
14	2150				6575	6575	6825	6890				12820	17020	19650	20230	50500		
15	2200				6700	6700	6950	7030				13080	17280	20240	20850	52000		
16	2250				6825	6825	7075	7170				13340	17540	20860	21470	53600		
17	2300				7075	7075	7200	7310				13600	17800	21480	22140	55200		
18	2350				7200	7200	7325	7450				13860	18060	22150	22800	56900		
19	2400				7325	7325	7450	7450				13860	18060	22810	23500	58600		
20								7590				14120	18320	23510	24200	60400		
21								7730				14380	18580	24210	24940	62200		
22								7870				14640	18840	24950	25680	64100		
23								8010				14900	19100	25690	26450	66000		
24								8150				15160	19360	26460	27230	68000		
25								8290				15420	19620	27240	28050	70000		
26														28060	72100			
27														28920	74300			
28														29770	76500			
29														30660	78800			
30														31600	81200			
31														32550	83600			
32														33510	86100			
33														34520	88700			
34														35570	91400			
35														36620	94100			
36														37710	96900			
37														38840	99800			
														39000	102800			

772




Pradeep Kumar Yadav / Pradeep Kumar Yadav  
A.O. (AT-1) / AAO (AT-1)

प्रदीप कुमार यादव / Daleep  
वर्तमान सेवा अधिकारी / Sr. Accountant

AAO (AT-1)

Row No	Rank	Naib Subedar					B			Y			Y			National Basic pay relevant to the range as on 01.01.2016		
		Group from 1.1.86					Group from 10.10.97			Group from 01.01.06			Matrix Pay					
		Basic pay relevant to col.1 from 01.01.1996 to 09.10.1997		Choose the Basic Pay equal to that of col. 5			Basic pay from 10.10.1997 to 31.12.2005 relevant to col.6			Basic pay from 01.01.2006 to 31.12.2015 relevant to col.8				Locate the pay range corresponding to the Basic pay at col.10 or 12				
Blank	Blank	Blank	Blank	Pay	Blank	Blank	Blank	Blank	Blank	Blank	Blank	Blank	Blank	Blank	Blank	Blank	Blank	
		4800-125-7050					5620-140-8140			9300-34800 + GP 4200			9300-34800 + GP 4200		Level-6			
1	1500				4800				5620					13	14			15
2	1540				4800			5620	10460					<13770	13770			35400
3	1580				4925			5620	10460					13780	14200			36500
4	1620				5050			5620	10460					14210	14630			37600
5	1660				5050			5620	10460					14640	15050			38700
6	1700				5175			5620	10460					15060	15520			39900
7	1740				5300			5620	10460					15530	15990			41100
8	1780				5300			5620	10460					16000	16450			42300
9	1820				5425			5900	10980					16460	16960			43600
10	1860				5550			5900	10980					16970	17470			44900
11	1900				5675			6040	11240					17480	17970			46200
12	1940				5800			6180	11500					17980	18520			47600
13	1980				5925			6180	11500					18530	19060			49000
14	2020				6050			6320	11760					19070	19640			50500
15	2060				6175			6460	12020					19650	20230			52000
16	2100				6300			6600	12280					20240	20850			53600
17	2150				6425			6740	12540					20860	21470			55200
18	2200				6550			6880	12800					21480	22140			56900
19	2250				6675			7020	13060					22150	22800			58600
20					6925			7160	13320					22810	23500			60400
21					7050			7300	13580					23510	24200			62200
22								7440	13840					24210	24940			64100
23								7580	14100					24950	25680			66000
24								7720	14360					25690	26450			68000
25								8000	14620					26460	27230			70000
26								8140	14880					27240	28050			72100
27									15150					28060	28910			74300
28														28920	29760			76500
29														29770	30660			78800
30														30670	31590			81200
31														31600	32520			83600
32														32530	33500			86100
33														33510	34510			88700
34														34520	35560			91400
35														35570	36610			94100
36														36620	37700			96900
37														37710	38830			99800
														38840	39000			102800

143



श्री गणेशाय नमः / श्री. अकाउंटन्ट्स / श्री. अकाउंटन्ट्स / श्री. अकाउंटन्ट्स

ADD (CAT-1)

रिजिस्ट्रार सार्वजनिक / Daleep K. S. / Daleep K. S. / Daleep K. S.

Row No	Rank		Naib Subedar						C			Group from 10.10.97			Y			Group from 01.01.06			Notional Basic pay relevant to the range as on 01.01.2016
	Basic pay from 01.01.1986 to 31.12.1995		Basic pay relevant to col.1 from 01.01.1996 to 09.10.1997						Choose the Basic Pay equal to that at col.5			Basic pay from 10.10.1997 to 31.12.2005 relevant to col.6			Basic pay from 01.01.2006 to 31.12.2015 relevant to col.8			Locate the pay range corresponding to the basic pay at col.10 or 12			
	1	2	3	4	5	6	7	8	9	10	11	12	13	14	15	16	17	18	19	20	
	1450-40-2090-50-2190	4650-125-6900						5620-140-8140	9300-34800 + GP 4200			9300-34800 + GP 4200			9300-34800 + GP 4200			Level-5			
1	1450				4650	4650		5620		10460	14660	<13770	13770	13770	35400						
2	1490			4650	4775		5620		10460	14660	14660	13780	14200	36500							
3	1530			4775	4900		5620		10460	14660	14660	14210	14630	37600							
4	1570			4900	5025		5620		10460	14660	14660	14640	15050	38700							
5	1610			4900	5150		5620		10460	14660	14660	15060	15520	39900							
6	1650			5025	5275		5620		10460	14660	14660	15530	15990	41100							
7	1690			5150	5400		5620		10460	14660	14660	16000	16450	42300							
8	1730			5275	5525		5620		10460	14660	14660	16460	16960	43500							
9	1770			5400	5650		5760		10720	14920	14920	16970	17470	44900							
10	1810			5525	5775		5900		10980	15180	15180	17480	17970	46200							
11	1850			5650	5900		5900		10980	15180	15180	17980	18520	47600							
12	1890			5775	6025		6040		11240	15440	15440	18530	19060	49000							
13	1930			5900	6150		6180		11500	15700	15700	19070	19640	50500							
14	1970			6025	6275		6320		11760	15960	15960	19650	20230	52000							
15	2010			6150	6400		6460		12020	16220	16220	20240	20850	53600							
16	2050			6275	6525		6600		12280	16480	16480	20860	21470	55200							
17	2090			6400	6650		6740		12540	16740	16740	21480	22140	56900							
18	2140			6525	6775		6880		12800	17000	17000	22150	22800	58600							
19	2190			6650	6900		7020		13060	17260	17260	22810	23500	60400							
20							7160		13320	17520	17520	23510	24200	62200							
21							7300		13580	17780	17780	24210	24940	64100							
22							7440		13840	18040	18040	24950	25680	66000							
23							7580		14100	18300	18300	25690	26450	68000							
24							7720		14360	18560	18560	26460	27230	70000							
25							7860		14620	18820	18820	27240	28050	72100							
26							8000		14880	19080	19080	28060	28910	74300							
27							8140		15150	19350	19350	28920	29760	76500							
28												29770	30660	78800							
29												30670	31590	81200							
30												31600	32520	83600							
31												32530	33500	86100							
32												33510	34510	88700							
33												34520	35560	91400							
34												35570	36610	94100							
35												36620	37700	96900							
36												37710	38830	99800							
37												38840	39000	102800							

124



श्री प्रदीप कुमार यादव / Pradeep Kumar Yadav  
 श्री अ. अ. (वि. प्र.) / AAO (AT-I)

श्री प्रदीप कुमार यादव / Pradeep Kumar  
 बरिष्ठ लेखा अधिकारी / Sr. Accounts Officer

SAD

AAO (AT-I)





Row No	Rank	Naib Subedar							Group from 1.1.86						Group from 10.10.97						Y or Z		Group from 01.01.06		National Basic pay relevant to the range as on 01.01.2016 Matrix Pay				
		Basic pay relevant to col.1 from 01.01.1996 to 09.10.1997							Choose the Basic Pay equal to that of col.5						Basic pay from 10.10.1997 to 31.12.2005 relevant to col.6						Basic pay from 01.01.2006 to 31.12.2015 relevant to col.7(Y to Y) & 8(Z to Y) respectively						Locate the pay range corresponding to the Basic pay at col.10 or 12		
		Blank	Blank	Blank	Blank	Pay	2	3	4	5	6	7	8	D to Z	9	10	11	12	13	14	RangeMin	RangeMax							
		4650-125-6900							5620-140-8140						5200-125-7450						9300-34800 + GP 4200						9300-34800 + GP 4200		Level-6
1	1420				4650				4650	5620	5200	5200	5200	10460	14660	9680	13880	<13770	13770			15							
2	1460				4650				4775	5620	5200	5200	5200	10460	14660	9680	13880	13780	14200			15							
3	1500				4650				4900	5620	5200	5200	5200	10460	14660	9680	13880	14210	14630			15							
4	1540				4775				5025	5620	5200	5200	5200	10460	14660	9680	13880	14640	15050			15							
5	1580				4900				5150	5620	5200	5200	5200	10460	14660	9680	13880	15060	15520			15							
6	1620				5025				5275	5620	5200	5200	5200	10460	14660	9680	13880	15530	15990			15							
7	1660				5150				5400	5620	5200	5200	5200	10460	14660	10140	14340	16000	16450			15							
8	1700				5275				5525	5620	5200	5200	5200	10460	14660	10370	14570	16460	16960			15							
9	1740				5400				5650	5760	5700	5700	5700	10720	14920	10610	14810	16970	17470			15							
10	1780				5525				5775	5900	5900	5900	5900	10980	15180	10840	15040	17480	17970			15							
11	1820				5525				5900	6040	6040	6040	6040	10980	15180	11070	15270	17980	18520			15							
12	1860				5650				6025	6040	6075	6075	6075	11240	15440	11300	15500	18530	19060			15							
13	1900				5775				6150	6180	6200	6200	6200	11500	15700	11540	15740	19070	19640			15							
14	1940				5900				6275	6320	6325	6325	6325	11760	15960	11770	15970	19650	20230			15							
15	1980				6025				6400	6460	6460	6460	6460	12020	16220	12000	16200	20240	20850			15							
16	2020				6150				6525	6600	6575	6575	6575	12280	16480	12230	16430	20860	21470			15							
17	2060				6275				6650	6740	6700	6700	6700	12540	16740	12470	16670	21480	22140			15							
18	2100				6400				6775	6880	6825	6825	6825	12800	17000	12700	16900	22150	22800			15							
19	2150				6525				6900	7020	6950	6950	6950	13060	17260	12930	17130	22810	23500			15							
20										7160	7075	7075	7075	13320	17520	13160	17360	23510	24200			15							
21										7300	7200	7200	7200	13580	17780	13400	17600	24210	24940			15							
22										7440	7325	7325	7325	13840	18040	13630	17830	24950	25680			15							
23										7580	7450	7450	7450	14100	18300	13860	18060	25690	26450			15							
24										7720				14360	18560			26460	27230			15							
25										7860				14620	18820			27240	28050			15							
26										8000				14880	19080			28060	28910			15							
27										8140				15150	19350			28920	29760			15							
28																		29770	30660			15							
29																		30670	31590			15							
30																		31600	32520			15							
31																		32530	33500			15							
32																		33510	34510			15							
33																		34520	35560			15							
34																		35570	36610			15							
35																		36620	37700			15							
36																		37710	38830			15							
37																		38840	39000			15							



श्री प्रदीप कुमार यादव / Pradeep Kumar Yadav  
 श्री अ. अ. (अ. 1) / AAO (AT-1)

दिलीप कुमार साबनी / Daleep K.  
 बरिष्ठ लेखा अधिकारी / Sr. Accountant

SPD

AAO (AT-1)

5

78

Rank		Naib Subedar				Group from 1.1.86				E				Group from 10.10.97				Y or Z		Group from 01.01.06		Y
Basic pay from 01.01.1986 to 31.12.1995		Basic pay relevant to col.1 from 01.01.1996 to 09.10.1997				Choose the Basic Pay equal to that at col. 5				Basic pay from 10.10.1997 to 31.12.2005 relevant to col.6				Basic pay from 01.01.2006 to 31.12.2015 relevant to col.7(Y to Y) & 8(Z to Y) respectively				Locate the pay range corresponding to the Basic pay at col.10 or 12		Notional Basic pay relevant to the range as on 01.01.2016		
1380-40-2100-2100		4400-125-6650				5620-140-8140				5200-125-7450				9300-34800 + GP 4200				9300-34800 + GP 4200		Level-6		
1		Blank		Blank		Blank		Blank		Blank		Blank		Blank		Blank		Blank		Blank		
2		Blank		Blank		Blank		Blank		Blank		Blank		Blank		Blank		Blank		Blank		
3		Blank		Blank		Blank		Blank		Blank		Blank		Blank		Blank		Blank		Blank		
4		Blank		Blank		Blank		Blank		Blank		Blank		Blank		Blank		Blank		Blank		
5		Blank		Blank		Blank		Blank		Blank		Blank		Blank		Blank		Blank		Blank		
6		Blank		Blank		Blank		Blank		Blank		Blank		Blank		Blank		Blank		Blank		
7		Blank		Blank		Blank		Blank		Blank		Blank		Blank		Blank		Blank		Blank		
8		Blank		Blank		Blank		Blank		Blank		Blank		Blank		Blank		Blank		Blank		
9		Blank		Blank		Blank		Blank		Blank		Blank		Blank		Blank		Blank		Blank		
10		Blank		Blank		Blank		Blank		Blank		Blank		Blank		Blank		Blank		Blank		
11		Blank		Blank		Blank		Blank		Blank		Blank		Blank		Blank		Blank		Blank		
12		Blank		Blank		Blank		Blank		Blank		Blank		Blank		Blank		Blank		Blank		
13		Blank		Blank		Blank		Blank		Blank		Blank		Blank		Blank		Blank		Blank		
14		Blank		Blank		Blank		Blank		Blank		Blank		Blank		Blank		Blank		Blank		
15		Blank		Blank		Blank		Blank		Blank		Blank		Blank		Blank		Blank		Blank		
16		Blank		Blank		Blank		Blank		Blank		Blank		Blank		Blank		Blank		Blank		
17		Blank		Blank		Blank		Blank		Blank		Blank		Blank		Blank		Blank		Blank		
18		Blank		Blank		Blank		Blank		Blank		Blank		Blank		Blank		Blank		Blank		
19		Blank		Blank		Blank		Blank		Blank		Blank		Blank		Blank		Blank		Blank		
20		Blank		Blank		Blank		Blank		Blank		Blank		Blank		Blank		Blank		Blank		
21		Blank		Blank		Blank		Blank		Blank		Blank		Blank		Blank		Blank		Blank		
22		Blank		Blank		Blank		Blank		Blank		Blank		Blank		Blank		Blank		Blank		
23		Blank		Blank		Blank		Blank		Blank		Blank		Blank		Blank		Blank		Blank		
24		Blank		Blank		Blank		Blank		Blank		Blank		Blank		Blank		Blank		Blank		
25		Blank		Blank		Blank		Blank		Blank		Blank		Blank		Blank		Blank		Blank		
26		Blank		Blank		Blank		Blank		Blank		Blank		Blank		Blank		Blank		Blank		
27		Blank		Blank		Blank		Blank		Blank		Blank		Blank		Blank		Blank		Blank		
28		Blank		Blank		Blank		Blank		Blank		Blank		Blank		Blank		Blank		Blank		
29		Blank		Blank		Blank		Blank		Blank		Blank		Blank		Blank		Blank		Blank		
30		Blank		Blank		Blank		Blank		Blank		Blank		Blank		Blank		Blank		Blank		
31		Blank		Blank		Blank		Blank		Blank		Blank		Blank		Blank		Blank		Blank		
32		Blank		Blank		Blank		Blank		Blank		Blank		Blank		Blank		Blank		Blank		
33		Blank		Blank		Blank		Blank		Blank		Blank		Blank		Blank		Blank		Blank		
34		Blank		Blank		Blank		Blank		Blank		Blank		Blank		Blank		Blank		Blank		
35		Blank		Blank		Blank		Blank		Blank		Blank		Blank		Blank		Blank		Blank		
36		Blank		Blank		Blank		Blank		Blank		Blank		Blank		Blank		Blank		Blank		
37		Blank		Blank		Blank		Blank		Blank		Blank		Blank		Blank		Blank		Blank		



प्रदीप कुमार शर्मा / Pradeep Kumar Yadav  
 स. प्र. अ. (अ. प्र.) / AAO (AT-I)

AAO (AT-1)


S.A.O.

दिनांक कुमार साबनी / Date: ...  
 बरिष्ठ लेखा अधिकारी / Sr. Acc.

Row No	Rank	Subedar				Group from 1.1.86				Group from 10.10.97				Group from 01.01.06			Notional Basic pay relevant to the range as on 01.01.2016 Matrix Pay			
		Basic pay relevant to col.1 from 01.01.1996 to 09.10.1997				Choose the Basic Pay equal to that at col. 5				Basic pay from 10.10.1997 to 31.12.2005 relevant to col.6				Basic pay from 01.01.2006 to 31.12.2015 relevant to col.8				Locate the pay range corresponding to the Basic pay at col.10 or 12		
		Blank	Blank	Blank	Pay	Blank	Blank	Blank	Pay	Blank	A to X	Blank	9	10	11	12		13	14	15
	1870-50-2320-60-2620-75-2770				6170-175-8970															
1	1870				6170					6750-190-9790										
2	1920				6170					6750										
3	1970				6170					6750										
4	2020				6345					6750										
5	2070				6345					6940										
6	2120				6520					7130										
7	2170				6695					7320										
8	2220				6870					7510										
9	2270				6870					7700										
10	2320				7045					7890										
11	2380				7220					8080										
12	2440				7395					8270										
13	2500				7570					8460										
14	2560				7745					8650										
15	2620				7920					8840										
16	2695				8270					9030										
17	2770				8445					9220										
18										9410										
19										9600										
20										9790										
21																				
22																				
23																				
24																				
25																				
26																				
27																				
28																				
29																				

रिजर्व कुमार साबनी / Daleep Kumar  
वरिष्ठ लेखा अधिकारी / Sr. Accounts

BAO



Row No	Rank		Subedar										Group from 10.10.97			Group from 01.01.06			National Basic pay relevant to the range as on 01.01.2016 Matrix Pay
	Basic pay from 01.01.1986 to 31.12.1995		Basic pay relevant to col.1 from 01.01.1996 to 09.10.1997		Choose the Basic Pay equal to that at col. 5		Basic pay from 10.10.1997 to 31.12.2005 relevant to col.5		Basic pay from 01.01.2006 to 31.12.2015 relevant to col.8		Locate the pay range corresponding to the Basic pay at col.10 or 12.		Y	Y	Y				
	1	2	3	4	5	6	7	8	9	10	11	12				13	14		
	1750-50-2300-60-2600	5770-155-8250										6600-170-9320		9300-34800 + GP 4600		9300-34800 + GP 4600		Level-7	
1	1750				5770	5770							6600	12280	16880	<17470	17470	44900	
2	1800				5770	5925							6600	12280	16880	17480	17970	46200	
3	1850				5770	6080							6600	12280	16880	17980	18520	47600	
4	1900				5925	6235							6600	12280	16880	18530	19060	49000	
5	1950				5925	6390							6600	12280	16880	19070	19640	50500	
6	2000				6080	6545							6600	12280	16880	19650	20230	52000	
7	2050				6235	6700							6770	12600	17200	20240	20850	53600	
8	2100				6390	6855							6940	12910	17510	20860	21470	55200	
9	2150				6545	7010							7110	13230	17830	21480	22140	56900	
10	2200				6700	7165							7280	13550	18150	22150	22800	58600	
11	2250				6855	7320							7450	13860	18460	22810	23500	60400	
12	2300				7010	7475							7620	14180	18780	23510	24200	62200	
13	2360				7165	7630							7790	14490	19090	24210	24940	64100	
14	2420				7320	7785							7960	14810	19410	24950	25680	66000	
15	2480				7475	7940							8130	15130	19730	25690	26450	68000	
16	2540				7785	8095							8300	15440	20040	26460	27230	70000	
17	2600				7940	8250							8470	15760	20360	27240	28050	72100	
18													8640	16080	20680	28060	28910	74300	
19													8810	16390	20990	28920	29760	76500	
20													8980	16710	21310	29770	30660	78800	
21													9150	17020	21620	30670	31590	81200	
22													9320	17340	21940	31600	32520	83600	
23																32530	33500	86100	
24																33510	34510	88700	
25																34520	35560	91400	
26																35570	36610	94100	
27																36620	37700	96900	
28																37710	38830	99800	
29																38840	39400	102800	



श्री दीप कुमार यादव / Pradeep Kumar Yadav  
 स. सं. अ. (वि. १) / AAO (AT-1)

AAO (AT-1)

दिलीप कुमार साहनी / Deleeg  
 बरिष्ठ होखा अधिकारी / Sr. AAO

SAD

Row No.	Rank			Subedar					C			Y			Y			Notional Basic pay relevant to the range as on 01.01.2016 Matrix Pay Level-7	
	Basic pay from 01.01.1986 to 31.12.1995			Basic pay relevant to col.1 from 01.01.1996 to 09.10.1997					Choose the Basic Pay equal to that at col. 5			Basic pay from 10.10.1997 to 31.12.2005 relevant to col.6			Basic pay from 01.01.2006 to 31.12.2015 relevant to col.8				Locate the pay range corresponding to the Basic pay at col.10 or 12
	1	2	3	4	5	6	7	8	9	10	11	12	13	14	15				
	1700-2300-60-2540	5620-155-8100					6600-170-9320			9300-34800 + GP 4600						9300-34800 + GP 4600			
1	1700				5620	5620		6600			12280	16880	<17470	17470	44900				
2	1750				5620	5775		6600			12280	16880	17480	17970	46200				
3	1800				5620	5930		6600			12280	16880	17980	18520	47600				
4	1850				5775	6085		6600			12280	16880	18530	19060	49000				
5	1900				5775	6240		6600			12280	16880	19070	19640	50500				
6	1950				5930	6395		6600			12280	16880	19650	20230	52000				
7	2000				6085	6550		6600			12280	16880	20240	20850	53600				
8	2050				6240	6705		6770			12600	17200	20860	21470	55200				
9	2100				6395	6860		6940			12910	17510	21480	22140	56900				
10	2150				6550	7015		7110			13230	17830	22150	22800	58600				
11	2200				6705	7170		7280			13550	18150	22810	23500	60400				
12	2250				6860	7325		7450			13860	18460	23510	24200	62200				
13	2300				7015	7480		7620			14180	18780	24210	24940	64100				
14	2360				7170	7635		7790			14490	19090	24950	25680	66000				
15	2420				7325	7790		7960			14810	19410	25690	26450	68000				
16	2480				7480	7945		8130			15130	19730	26460	27230	70000				
17	2540				7635	8100		8300			15440	20040	27240	28050	72100				
18								8470			15760	20360	28060	28910	74300				
19								8640			16080	20680	28920	29760	76500				
20								8810			16390	20990	29770	30660	78800				
21								8980			16710	21310	30670	31590	81200				
22								9150			17020	21620	31600	32520	83600				
23								9320			17340	21940	32530	33500	86100				
24												21940	33510	34510	88700				
25													34520	35560	91400				
26													35570	36610	94100				
27													36620	37700	96900				
28													37710	38830	99800				
29													38840	39400	102800				



Pradeep Kumar Yadav / Pradeep Kumar Yadav (AT-I)

5  
AROCAT - D  
820

द्वितीय सूचना अधिनियम / Section 2

Row No	Rank	Basic pay from 01.01.1986 to 31.12.1995	Subedar						Group from 1.1.86						Group from 10.10.97				Group from 01.01.06				National Basic pay relevant to the range as on 01.01.2016 Matrix Pay				
			Basic pay relevant to col.1 from 01.01.1996 to 09.10.1997						Choose the Basic Pay equal to that at col. 5						Basic pay from 10.10.1997 to 31.12.2005 relevant to col.6				Basic pay from 01.01.2006 to 31.12.2015 relevant to col.7(Y to Y) & 8(Z to Y) respectively					Locate the pay range corresponding to the Basic pay at col.10 or 12			
			Blank	Blank	Blank	Blank	Blank	Blank	Blank	Blank	Blank	Blank	Blank	Blank	D to Y	D to Z	Band Pay	BP+GP	Band Pay	BP+GP	RangeMin	RangeMax		RangeMin	RangeMax	RangeMin	RangeMax
		1670-50-2320-60-2500	5620-155-8100						5620-155-8100						6600-170-9320				9300-34800 + GP 4600				9300-34800 + GP 4600				Level-7
1		1670						5620					6600	6170	12280	16880	11480	16080	<17470	17470	13	14	15				
2		1720						5775					6600	6170	12280	16880	11480	16080	17480	17970	17480	17970	17970	44900			
3		1770						5930					6600	6170	12280	16880	11480	16080	17980	18520	17980	18520	47600				
4		1820						6085					6600	6170	12280	16880	11480	16080	18530	19060	18530	19060	49000				
5		1870						6240					6600	6480	12280	16880	11770	16370	19070	19640	19070	19640	50500				
6		1920						6395					6600	6480	12280	16880	12060	16660	19650	20230	19650	20230	52000				
7		1970						6550					6770	6635	12280	16880	12350	16950	20240	20850	20240	20850	53600				
8		2020						6705					6940	6790	12600	17200	12630	17230	20860	21470	20860	21470	55200				
9		2070						6860					7110	6945	12910	17510	12920	17520	21480	22140	21480	22140	56900				
10		2120						7015					7280	7100	13230	17830	13210	17810	22150	22800	22150	22800	58600				
11		2170						7170					7450	7255	13550	18150	13500	18100	22810	23500	22810	23500	60400				
12		2220						7325					7790	7410	13860	18460	13790	18390	23510	24200	23510	24200	62200				
13		2270						7480					7960	7565	14180	18780	14080	18680	24210	24940	24210	24940	64100				
14		2320						7635					8300	7720	14490	19090	14360	18960	24950	25680	24950	25680	66000				
15		2380						7790					8470	7875	14490	19090	14650	19250	25690	26450	25690	26450	68000				
16		2440						7945					8640	8030	14810	19410	14940	19540	26460	27230	26460	27230	70000				
17		2500						8100					8810	8185	15130	19730	15230	19830	27240	28050	27240	28050	72100				
18													8980	8340	15440	20040	15520	20120	28060	28910	28060	28910	74300				
19													9150	8495	15760	20360	15810	20410	28920	29760	28920	29760	76500				
20													9320	8650	16080	20680	16090	20690	29770	30660	29770	30660	78800				
21															16390	20990			30670	31590	30670	31590	81200				
22															16710	21310			31600	32520	31600	32520	83600				
23															17020	21620			32530	33500	32530	33500	86100				
24															17340	21940			33510	34510	33510	34510	88700				
25																			34520	35560	34520	35560	91400				
26																			35570	36610	35570	36610	94100				
27																			36620	37700	36620	37700	96900				
28																			37710	38830	37710	38830	99800				
29																			38840	39400	38840	39400	102800				

188



प्रदीप कुमार यदव / Pradeep Kumar Yadav  
फ. अ. (सि. डी) / AAO (AT-1)

5  
AAO(AT-1)  
प्रदीप कुमार यादव / Pradeep Kumar Yadav  
बहिष्कृत लेखा अधिकारी / Sr. Accountant

प्रदीप कुमार यादव / Pradeep Kumar Yadav  
बहिष्कृत लेखा अधिकारी / Sr. Accountant

Row No	Rank	Subedar					Group from 1.1.86				E			Group from 10.10.97				Y or Z		Group from 01.01.06			Notional Basic pay relevant to the range as on 01.01.2016
		Basic pay relevant to col.1 from 01.01.1996 to 09.10.1997					Choose the Basic Pay equal to that at col. 5				Basic pay from 10.10.1997 to 31.12.2005 relevant to col.6				Basic pay from 01.01.2006 to 31.12.2015 relevant to col.7 (Y to Y) & 8(Z to Y) respectively				Locate the pay range corresponding to the Basic pay at col.10 or 12				
		Blank	Blank	Blank	Blank	Pay	5	6	7	8	9	10	11	12	13	14	15	RangeMin	RangeMax	Matrix Pay			
		5395-155-7875					6170-155-8650				9300-34800 + GP 4600				9300-34800 + GP 4600								
1	1630					5395	5600	6170	12280	16880	11480	16080	<17470	17470									
2	1680					5395	5600	6170	12280	16880	11480	16080	17480	17970									
3	1730					5395	5600	6170	12280	16880	11480	16080	17980	18520									
4	1780					5550	5600	6170	12280	16880	11480	16080	18530	19060									
5	1830					5705	5600	6170	12280	16880	11480	16080	19070	19640									
6	1880					5705	5600	6170	12280	16880	11480	16080	19650	20230									
7	1930					5860	5600	6325	12280	16880	11770	16370	20240	20850									
8	1980					6015	5600	6480	12280	16880	12060	16660	20860	21470									
9	2030					6170	5600	6635	12600	17200	12350	16950	21480	22140									
10	2080					6325	5600	6790	12910	17510	12630	17230	22150	22800									
11	2130					6480	5600	6945	13230	17830	12920	17520	22810	23500									
12	2180					6635	5600	7100	13230	17830	13210	17810	23510	24200									
13	2230					6790	5600	7255	13550	18150	13500	18100	24210	24940									
14	2280					6945	5600	7410	13860	18460	13790	18390	24950	25680									
15	2340					7255	5600	7565	14180	18780	14080	18680	25690	26450									
16	2400					7410	5600	7720	14490	19090	14360	18960	26460	27230									
17	2460					7565	5600	7875	14810	19410	14650	19250	27240	28050									
18							5600	8030	15130	19730	14940	19540	28060	28910									
19							5600	8185	15440	20040	15230	19830	28920	29760									
20							5600	8340	15760	20360	15520	20120	29770	30660									
21							5600	8495	16080	20680	15810	20410	30670	31590									
22							5600	8650	16390	20990	16090	20690	31600	32520									
23							5600	8810	16710	21310			32530	33500									
24							5600	8980	17020	21620			33510	34510									
25							5600	9150	17340	21940			34520	35560									
26													35570	36610									
27													36620	37700									
28													37710	38830									
29													38840	39400									




श्री प्रदीप कुमार राय / Pradeep Kumar Ray  
 स. नं. अ. (अ. १) / AAO (AT-1)

AAO(AT-1)

प्रदीप कुमार साबनी / Deleted  
 बरिष्ठ लेखा अधिकारी / Sr. Accountant

12

Row No	Rank	Subedar Major										Group from 10.10.97			Group from 01.01.06			National Basic pay relevant to the range as on 01.01.2016 Matrix Pay Level-8								
		Basic pay relevant to col.1 from 01.01.1996 to 09.10.1997					Choose the Basic Pay equal to that at col. 5					Basic pay from 10.10.1997 to 31.12.2005 relevant to col.6			Basic pay from 01.01.2006 to 31.12.2015 relevant to col.8				Locate the pay range corresponding to the Basic pay at col.10 or 12							
		Blank	Blank	Blank	Blank	Pay	Blank	Blank	Blank	Blank	Blank	Blank	Blank	Blank	Blank	Blank	Blank		RangeMin	Range	RangeMax					
		7250-200-10050										9300-34800 + GP 4800			9300-34800 + GP 4800											
1	2200				7250						7250					7250					13	14	15	18520	18520	47600
2	2260				7250						7450					7450					13	14	15	18530	19060	49000
3	2320				7250						7650					7650					13	14	15	19070	19640	50500
4	2380				7450						7850					7850					13	14	15	19650	20230	52000
5	2440				7450						8050					8050					13	14	15	20240	20850	53600
6	2500				7650						8250					8250					13	14	15	20860	21470	55200
7	2575				7850						8450					8450					13	14	15	21480	22140	56900
8	2650				8050						8650					8650					13	14	15	22150	22800	58600
9	2725				8250						8850					8850					13	14	15	22810	23500	60400
10	2800				8450						9050					9050					13	14	15	23510	24200	62200
11	2875				8850						9250					9250					13	14	15	24210	24940	64100
12	2950				9050						9450					9450					13	14	15	24950	25680	66000
13	3025				9250						9650					9650					13	14	15	25690	26450	68000
14	3100				9450						9850					9850					13	14	15	26460	27230	70000
15	3175				9650						10050					10050					13	14	15	27240	28050	72100
16																					13	14	15	28060	28910	74300
17																					13	14	15	28920	29760	76500
18																					13	14	15	29770	30660	78800
19																					13	14	15	30670	31590	81200
20																					13	14	15	31600	32520	83600
21																					13	14	15	32530	33500	86100
22																					13	14	15	33510	34510	88700
23																					13	14	15	34520	35560	91400
24																					13	14	15	35570	36610	94100
25																					13	14	15	36620	37700	96900
26																					13	14	15	37710	38830	99800
27																					13	14	15	38840	39600	102800



Pradeep Kumar Yadav / Pradeep Kumar Yadav  
 (AO (AT-1)) / (AO (AT-1))

*[Handwritten signature]*

AAO (AT-1)



83

Row No	Rank	Subedar Major								Group from 1.1.86			Group from 10.10.97			Group from 01.01.06			National Basic pay relevant to the range as on 01.01.2016
		Basic pay relevant to col.1 from 01.01.1996 to 09.10.1997		Basic pay relevant to col.1 from 10.10.1997 to 31.12.2005 relevant to col.6		Basic pay relevant to col.6		Basic pay relevant to col.8		Basic pay from 01.01.2006 to 31.12.2015 relevant to col.8		Basic pay at col.10 or 12		Basic pay at col.10 or 12		Basic pay at col.10 or 12			
		Blank	Blank	Blank	Pay	6	7	8	9	10	11	12	13	14	RangeMin		RangeMax	Matrix Pay	
		2050-60-2530-75-2980		6750-200-9550													9300-34800 + GP 4800	Level-8	
1	2050				6750			6750			12560	17360	<18520	18520			18520	47600	
2	2110				6950			6950			12930	17730	18530	19060			19060	49000	
3	2170				7150			7150			13300	18100	19070	19640			19640	50500	
4	2230				7350			7350			13680	18480	19650	20230			20230	52000	
5	2290				7550			7550			14050	18850	20240	20850			20850	53600	
6	2350				7750			7750			14420	19220	20860	21470			21470	55200	
7	2410				7950			7950			14790	19590	21480	22140			22140	56900	
8	2470				8150			8150			15160	19960	22150	22800			22800	58600	
9	2530				8350			8350			15540	20340	22810	23500			23500	60400	
10	2605				8550			8550			15910	20710	23510	24200			24200	62200	
11	2680				8750			8750			16280	21080	24210	24940			24940	64100	
12	2755				8950			8950			16650	21450	24950	25680			25680	66000	
13	2830				9150			9150			17020	21820	25690	26450			26450	68000	
14	2905				9350			9350			17400	22200	26460	27230			27230	70000	
15	2980				9550			9550			17770	22570	27240	28050			28050	72100	
16													28060	28910			28910	74300	
17													28920	29760			29760	76500	
18													29770	30660			30660	78800	
19													30670	31590			31590	81200	
20													31600	32520			32520	83600	
21													32530	33500			33500	86100	
22													33510	34510			34510	88700	
23													34520	35560			35560	91400	
24													35570	36610			36610	94100	
25													36620	37700			37700	96900	
26													37710	38830			38830	99800	
27													38840	39600			39600	102800	




प्रदीप कुमार यादव / Pradeep Kumar Yadav  
 स. स. अ. (स.प.) / AAO (AT-1)

दिलीप कुमार सावनी / Daler  
 बरिष्ठ लेखा अधिकारी / Sr. A.C.

AAO(AT-1)

Row No	Rank		Subedar Major				C		Y				Group from 01.01.06			Notion of basic pay relevant to the range as on 01.01.2016																											
	Basic pay from 01.01.1986 to 31.12.1995		Basic pay relevant to col.1 from 01.01.1996 to 09.10.1997				Choose the Basic Pay equal to that at col. 5		Basic pay from 10.10.1997 to 31.12.2005 relevant to col.6		Basic pay from 01.01.2006 to 31.12.2015 relevant to col.8				Locate the pay range corresponding to the Basic pay at col.10 or 12																												
	2050-60-2550-75-2980		Blank		Blank		6750-200-9550		Blank		BandPay				RangeMin			RangeMax																									
	1		2		3		4		5		6		7		8		9		10		11		12		13		14		15														
1	2050						6750																																				
2	2110						6950																																				
3	2170						7150																																				
4	2230						7350																																				
5	2290						7550																																				
6	2350						7750																																				
7	2410						7950																																				
8	2470						8150																																				
9	2530						8350																																				
10	2605						8550																																				
11	2680						8750																																				
12	2755						8950																																				
13	2830						9150																																				
14	2905						9350																																				
15	2980						9550																																				
16																																											
17																																											
18																																											
19																																											
20																																											
21																																											
22																																											
23																																											
24																																											
25																																											
26																																											
27																																											



प्रमाणित / प्रमाणित / Pradeep Kumar Yadav

AFS (AT-I) / AFO (AT-I)

*[Handwritten Signature]*

विलीन कुमार शर्मा / विलीन  
वरिष्ठ लेखा अधिकारी / Sr. Ac.

Row No	Rank		Subedar Major				D				Y or Z				Notional Basic pay relevant to the range as on 01.01.2016												
	Basic pay from 01.01.1986 to 31.12.1995		Basic pay relevant to col.1 from 01.01.1996 to 09.10.1997				Choose the Basic Pay equal to that at col. 5				Basic pay from 10.10.1997 to 31.12.2005 relevant to col.6				Basic pay from 01.01.2006 to 31.12.2015 relevant to col.7(Y to Y) & 8(Z to Y) respectively				Locate the pay range corresponding to the Basic pay at col.10 or 12								
	2050-60-2530-75-2980		Blank	Blank	Blank	Blank	Blank	Blank	Blank	Blank	D to Y	D to Z	Y TO Y	BP+GP	BandPay	Z TO Y	BP+GP	BandPay	Range/Min	Range/Max	Matrix Pay						
1	2050					6750-200-9550	6750	6950	7150	7350	7550	7750	7950	8150	8350	8550	8750	8950	9150	9350	9550	9300-34800 + GP 4800	9300-34800 + GP 4800	13	14	15	Level-8
2	2110					6750	6750	6950	7150	7350	7550	7750	7950	8150	8350	8550	8750	8950	9150	9350	9550	<18520	18520	18520	19060	19060	47600
3	2170					6750	6750	6950	7150	7350	7550	7750	7950	8150	8350	8550	8750	8950	9150	9350	9550	18530	19070	19070	19640	19640	49000
4	2230					6950	6950	7150	7350	7550	7750	7950	8150	8350	8550	8750	8950	9150	9350	9550	13400	13400	13400	13400	13400	50500	
5	2290					6950	6950	7150	7350	7550	7750	7950	8150	8350	8550	8750	8950	9150	9350	9550	13680	13680	13680	13680	13680	52000	
6	2350					6950	6950	7150	7350	7550	7750	7950	8150	8350	8550	8750	8950	9150	9350	9550	14050	14050	14050	14050	14050	53600	
7	2410					7150	7150	7350	7550	7750	7950	8150	8350	8550	8750	8950	9150	9350	9550	14420	14420	14420	14420	14420	20860	21470	55200
8	2470					7150	7150	7350	7550	7750	7950	8150	8350	8550	8750	8950	9150	9350	9550	14790	14790	14790	14790	14790	20860	21470	56900
9	2530					7350	7350	7550	7750	7950	8150	8350	8550	8750	8950	9150	9350	9550	15160	15160	15160	15160	15160	21480	22140	58600	
10	2605					7350	7350	7550	7750	7950	8150	8350	8550	8750	8950	9150	9350	9550	15540	15540	15540	15540	15540	22150	22800	60400	
11	2680					7550	7550	7750	7950	8150	8350	8550	8750	8950	9150	9350	9550	15910	15910	15910	15910	15910	23510	24200	24200	62200	
12	2755					7550	7550	7750	7950	8150	8350	8550	8750	8950	9150	9350	9550	16280	16280	16280	16280	16280	24210	24940	24940	64100	
13	2830					7750	7750	7950	8150	8350	8550	8750	8950	9150	9350	9550	16650	16650	16650	16650	16650	16740	24950	25680	25680	66000	
14	2905					7750	7750	7950	8150	8350	8550	8750	8950	9150	9350	9550	17020	17020	17020	17020	17020	17120	25690	26450	26450	68000	
15	2980					7950	7950	8150	8350	8550	8750	8950	9150	9350	9550	17400	17400	17400	17400	17400	17490	26460	26460	27230	27230	70000	
16						8150	8150	8350	8550	8750	8950	9150	9350	9550	17770	17770	17770	17770	17770	17490	27240	27240	28050	28050	72100		
17						8350	8350	8550	8750	8950	9150	9350	9550						28060	28910	28910	28910	28910	29760	29760	74300	
18						8550	8550	8750	8950	9150	9350	9550							28920	29760	29760	29760	29760	30660	30660	76500	
19						8750	8750	8950	9150	9350	9550								29770	30660	30660	30660	30660	31590	31590	78800	
20						8950	8950	9150	9350	9550									30670	31590	31590	31590	31590	32520	32520	81200	
21						9150	9150	9350	9550										31600	32520	32520	32520	32520	33500	33500	83600	
22																			32530	33500	33500	33500	33500	34510	34510	86100	
23																			33510	34510	34510	34510	34510	35560	35560	88700	
24																			34520	35560	35560	35560	35560	36610	36610	91400	
25																			35570	36610	36610	36610	36610	37700	37700	94100	
26																			36620	37700	37700	37700	37700	38830	38830	96900	
27																			37710	38830	38830	38830	38830	39600	39600	99800	
																			38840	39600	39600	39600	39600			102800	



5  
 AAO (AT) (M) (P)  
 प्रमाणिक अधिकारी / Sr. A.  
 वरिष्ठ लेखा अधिकारी / Sr. A.  
 वरिष्ठ लेखा अधिकारी / Sr. A.

15


Row No.	Rank	Subedar Major							E							Y or Z							Notional Basic pay relevant to the range as on 01.01.2016 Matrix Pay Level-8																					
		Basic pay relevant to col.1 from 01.01.1996 to 09.10.1997							Choose the Basic Pay equal to that at col. 5							Basic pay from 10.10.1997 to 31.12.2005 relevant to col.6								Basic pay from 01.01.2006 to 31.12.2015 relevant to col.7(Y to Y) & 8(Z to Y) respectively							Locate the pay range corresponding to the Basic pay at col.10 or 12													
		Blank							Blank							E to Y								E to Z							Y to Y							Z to Y						
		Blank							Blank							Blank								Blank							Blank							Blank						
		6600-200-9400							6600-200-9400							6600-200-9400							9300-34800 + GP 4800							9300-34800 + GP 4800														
1	2000													6750	6600	7	8							12280	17080	11	12	13	14	15														
2	2060							6600	6800	6750	6950	6600	6800	6750	6950	6600	6800	6750	6950	6600	6800	6750	6950	12560	17360	12280	17080	<18520	18520	47600														
3	2120							6800	7000	6950	7150	6800	7000	6950	7150	6800	7000	6950	7150	6800	7000	6950	7150	12930	17730	12560	17360	18530	19060	49000														
4	2180							7000	7200	7150	7350	7000	7200	7150	7350	7000	7200	7150	7350	7000	7200	7150	7350	13300	18100	12930	17730	19070	19640	50500														
5	2240							7200	7400	7350	7550	7200	7400	7350	7550	7200	7400	7350	7550	7200	7400	7350	7550	13680	18480	13020	17820	19650	20230	52000														
6	2300							7400	7600	7550	7750	7400	7600	7550	7750	7400	7600	7550	7750	7400	7600	7550	7750	14050	18850	13400	18200	20240	20820	53600														
7	2360							7600	7800	7750	7950	7600	7800	7750	7950	7600	7800	7750	7950	7600	7800	7750	7950	14420	19220	13770	18570	20860	21470	55200														
8	2420							7800	8000	7950	8150	7800	8000	7950	8150	7800	8000	7950	8150	7800	8000	7950	8150	14790	19590	14140	18940	21480	22140	56900														
9	2480							8000	8200	8150	8350	8000	8200	8150	8350	8000	8200	8150	8350	8000	8200	8150	8350	15160	19960	14510	19310	22150	22800	58600														
10	2540							8200	8400	8350	8550	8200	8400	8350	8550	8200	8400	8350	8550	8200	8400	8350	8550	15540	20340	15260	20060	22810	23500	60400														
11	2615							8400	8600	8550	8750	8400	8600	8550	8750	8400	8600	8550	8750	8400	8600	8550	8750	15910	20710	15630	20430	23510	24200	62200														
12	2690							8600	8800	8750	8950	8600	8800	8750	8950	8600	8800	8750	8950	8600	8800	8750	8950	16280	21080	16000	20800	24210	24940	64100														
13	2765							8800	9000	8950	9150	8800	9000	8950	9150	8800	9000	8950	9150	8800	9000	8950	9150	16650	21450	16370	21170	24950	25680	66000														
14	2840							9000	9200	9150	9350	9000	9200	9150	9350	9000	9200	9150	9350	9000	9200	9150	9350	17020	21820	16740	21540	25690	26450	68000														
15	2915							9200	9400	9350	9550	9200	9400	9350	9550	9200	9400	9350	9550	9200	9400	9350	9550	17400	22200	17120	21920	26460	27230	70000														
16								9400		9550		9400		9550		9400		9550		9400		9550		17770	22570	17490	22290	27240	28050	72100														
17																										28060	28910	28060	28910	74300														
18																										28920	29760	28920	29760	76500														
19																										29770	30660	29770	30660	78800														
20																										30670	31590	30670	31590	81200														
21																										31600	32520	31600	32520	83600														
22																										32530	33500	32530	33500	86100														
23																										33510	34510	33510	34510	88700														
24																										34520	35520	34520	35520	91400														
25																										35570	36610	35570	36610	94100														
26																										36620	37700	36620	37700	96900														
27																										37710	38830	37710	38830	99800														
																										38840	39600	38840	39600	102800														



Pradeep Kumar Yadav / Pradeep Kumar Yadav  
Sd/- (Prd) / AAO (AT-I)

AAO (AT-I)

दिनांक द्वारा साक्षर / Date:  
वरिष्ठ लेखा अधिकारी / Sr. Accountant



f-2300  
2009 (187)

**REGULAR OFFICERS**

**CONCORDANCE TABLE - LT.**

Scale of Pay/Pay in the Pay Band & Grade Pay at the time of retirement

From 01/01/1986 to 31/12/1995	Rs 2300-100-3900-150-4200-EB-150-5100 MINIMUM PAY Rs 2500
From 01/01/1996 to 31/12/2005	Rs 8250-300-10050
From 01/01/2006 to 31/12/2015	(PB 3) Rs 15600-39100 GRADE PAY Rs 5,400
Corresponding level w.e.f. 01/01/2016	PAY MATRIX 10

Basic Pay (Rs) from 01/01/1986 to 31/12/1995	Basic Pay (Rs) from 01/01/1996 to 31/12/2005	Basic Pay (Rs) from 01/01/2006 to 31/12/2015	Pay Range for pensioners retired during 1.1.2006 to 31.12.2015		Notional Pay (Rs) as on 01/01/2016
			Minimum	Maximum	
2300	8250	21000	21000	21820	56100
2400	8250	21000	21000	21820	56100
2500	8250	21000	21000	21820	56100
2600	8250	21000	21000	21820	56100
2700	8250	21000	21000	21820	56100
2800	8550	21310	21000	21820	56100
2900	8550	21310	21000	21820	56100
3000	8550	21310	21000	21820	56100
3100	8850	21870	21830	22490	57800
3200	8850	21870	21830	22490	57800
3300	8850	21870	21830	22490	57800
3400	9150	22420	21830	22490	57800
3500	9150	22420	21830	22490	57800
3600	9150	22420	21830	22490	57800
3700	9450	22980	22500	23150	59500
3800	9450	22980	22500	23150	59500
3900	9450	22980	22500	23150	59500
	9750	23540	23160	23850	61300
	10050	24100	23860	24550	63100
	10050+300	24660	24560	25290	65000
	10050+600	25210	24560	25290	65000
	10050+900	25770	25300	26070	67000



T.V.V.


## CONCORDANCE TABLE - CAPT

Scale of Pay/Pay in the Pay Band &amp; Grade Pay at the time of retirement

From 01/01/1986 to 31/12/1995	Rs 2300-100-3900-150-4200-EB-150-5100 RANK PAY Rs 200 MINIMUM PAY Rs 2,800
From 01/01/1996 to 31/12/2005	Rs 9600-300-11400 RANK PAY Rs 400
From 01/01/2006 to 31/12/2015	(PB 3) Rs 15600-39100 GRADE PAY Rs 6,100
Corresponding level w.e.f. 01/01/2016	PAY MATRIX 10B

Basic Pay (Rs) from 01/01/1986 to 31/12/1995	Basic Pay (Rs) from 01/01/1996 to 31/12/2005	Basic Pay (Rs) from 01/01/2006 to 31/12/2015	Pay Range for pensioners retired during 1.1.2006 to 31.12.2015		Notional Pay (Rs) as on 01/01/2016
			Minimum	Maximum	
2800	9600	24700		25290	65000
2900	9600	24700		25290	65000
3000	9900	25260		25290	65000
3100	10200	25820	25300	26070	67000
3200	10500	26380	26080	26840	69000
3300	10800	26940	26850	27660	71100
3400	10800	26940	26850	27660	71100
3500	11100	27490	26850	27660	71100
3600	11100	27490	26850	27660	71100
3700	11400	28050	27670	28480	73200
3800	11400	28050	27670	28480	73200
3900	11400	28050	27670	28480	73200
4050	11400	28050	27670	28480	73200
4200	11400	28050	27670	28480	73200
4350	11400	28050	27670	28480	73200
4500	11400	28050	27670	28480	73200
4650	11400	28050	27670	28480	73200
4800	11400	28050	27670	28480	73200
4950	11400	28050	27670	28480	73200
5100	11400	28050	27670	28480	73200
	11400+300	28610	28490	29330	75400
	11400+600	29170	28490	29330	75400
	11400+900	29730	29340	30230	77700
			30240	31120	80000
			31130	32060	82400
			32070	33030	84900
			33040	34000	87400
			34010	35010	90000
			35020	36070	92700
			36080	37150	95500
			37160	38280	98400
			38290	39450	101400
			39460	40620	104400
			40630	41820	107500
			41830	43070	110700
			43070	44350	114000
			44360	45200	117400

Note: Pay stages of fourth and fifth CPC do not include applicable Rank Pay, though benefit of the Rank Pay has been given in notional pay fixation.



## CONCORDANCE TABLE - MAJOR

Scale of Pay/Pay in the Pay Band &amp; Grade Pay at the time of retirement

From 01/01/1986 to 31/12/1995	Rs 2300-100-3900-150-4200-EB-150-5100 RANK PAY Rs 600 MINIMUM PAY Rs 3,400
From 01/01/1996 to 31/12/2005	Rs 11600-325-14850 RANK PAY Rs 1200
From 01/01/2006 to 31/12/2015	(PB 3) Rs 15600-39100 GRADE PAY Rs 6,600
Corresponding level w.e.f. 01/01/2016	PAY MATRIX 11

Basic Pay (Rs) from 01/01/1986 to 31/12/1995	Basic Pay (Rs) from 01/01/1996 to 31/12/2005	Basic Pay (Rs) from 01/01/2006 to 31/12/2015	Pay Range for pensioners retired during 1.1.2006 to 31.12.2015		Notional Pay (Rs) as on 01/01/2016
			Minimum	Maximum	
3400	11600	30410		31280	80400
3500	11600	30410		31280	80400
3600	11600	30410		31280	80400
3700	11925	31020		31280	80400
3800	11925	31020		31280	80400
3900	12250	31620	31290	32210	82800
4050	12575	32230	32220	33190	85300
4200	12900	32830	32220	33190	85300
4350	13225	33440	33200	34200	87900
4500	13550	34040	33200	34200	87900
4650	13875	34640	34210	35210	90500
4800	14200	35250	35220	36260	93200
	14525	35850	35220	36260	93200
4950	14850	36460	36270	37350	96000
5100	14850	36460	36270	37350	96000
	14850+325	37060	36270	37350	96000
	14850+650	37670	37360	38480	98900
	14850+975	38270	38490	39640	101900
			39650	40850	105000
			40860	42100	108200
			42110	43340	111400
			43350	44630	114700
			44640	45700	118100

Note: Pay stages of fourth and fifth CPC do not include applicable Rank Pay, though benefit of the Rank Pay has been given in notional pay fixation.



## CONCORDANCE TABLE – LT. Col (TS)

Scale of Pay/Pay in the Pay Band &amp; Grade Pay at the time of retirement


From 01/01/1986 to 31/12/1995	Rs 2300-100-3900-150-4200-EB-150-5100 RANK PAY Rs 600/- MINIMUM PAY Rs 3900
From 01/01/1996 to 31/12/2005	Rs 13500-400-17100 RANK PAY Rs 1200/-
From 01/01/2006 to 31/12/2015 (PB-3)	Rank abolished with effect from 16/12/2004.
Corresponding level w.e.f. 01/01/2016	

Basic Pay (Rs) from 01/01/1986 to 31/12/1995	Basic Pay (Rs) from 01/01/1996 to 16/12/2004	Basic Pay (Rs) from 01/01/2006 to 31/12/2015	Pay Range for pensioners retired during 1.1.2006 to 31.12.2015		Pay Range
			Minimum	Maximum	
		45400		47150	121200
3900	13500	46530		47150	121200
4050	13500	46530		47150	121200
4200	13500	46530		47150	121200
4350	13500	46530		47150	121200
4500	13500	46530		47150	121200
4650	13900	46530		47150	121200
4800	14300	47690	47160	48560	124800
4950	14700	47690	47160	48560	124800
5100	15100	48890	48570	50000	128500
5100+150	15500	48890	48570	50000	128500
5100+200	15500	48890	48570	50000	128500
	15900	50120	50010	51510	132400
	16300	50120	50010	51510	132400
	16700	51390	50010	51510	132400
	17100	51390	50010	51510	132400
	17100 + 400	52700	51520	53070	136400
	17100 + 800	52700	51520	53070	136400
	17100 + 1200	54050	53080	54660	140500
			54670	56300	144700
			56310	57970	149000
			57980	59720	153500
			59730	61510	158100
			61520	63340	162800
			63350	65250	167700
			65260	67190	172700
			67200	69220	177900
			69230	71280	183200
			71290	73420	188700
			73430	75000	194400

Note 1: Consequent upon the implementation of AVSC recommendations the rank of Lt. Col. (TS) abolished w.e.f. 16/12/2004, therefore, the pay admissible for Lt. Col(S) on 5<sup>th</sup> & 6<sup>th</sup> CPCs has been considered as on 01/01/2006 and 01/01/2016 respectively in absence of revised scales for this abolished rank.

Note 2: Pay stages of fourth and fifth CPC do not include applicable Rank Pay, though benefit of the Rank Pay has been given in notional pay fixation.

*[Handwritten Signature]*





## CONCORDANCE TABLE - LT. COL.

Scale of Pay/Pay in the Pay Band &amp; Grade Pay at the time of retirement

From 01/01/1986 to 31/12/1995	Rs 2300-100-3900-150-4200-EB-150-5100 RANK PAY Rs 800 MINIMUM PAY Rs 3,900
From 01/01/1996 to 31/12/2005	Rs 13500-400-17100 RANK PAY Rs 1,600
From 01/01/2006 to 31/12/2015	(PB 4) Rs 37400 - 67000 GRADE PAY Rs 8,000
Corresponding level w.e.f. 01/01/2016	PAY MATRIX 12A

Basic Pay (Rs) from 01/01/1986 to 31/12/1995	Basic Pay (Rs) from 01/01/1996 to 31/12/2005	Basic Pay (Rs) from 01/01/2006 to 31/12/2015	Pay Range for pensioners retired during 1.1.2006 to 31.12.2015		Pay Range
			Minimum	Maximum	
		45400		47150	121200
3900	13500	46530		47150	121200
4050	13500	46530		47150	121200
4200	13500	46530		47150	121200
4350	13900	46530		47150	121200
4500	14300	47690	47160	48560	124800
4650	14700	47690	47160	48560	124800
4800	15100	48890	48570	50000	128500
4950	15500	48890	48570	50000	128500
5100	15500	48890	48570	50000	128500
5100+150	15900	50120	50010	51510	132400
5100+200	16300	50120	50010	51510	132400
	16700	51390	50010	51510	132400
	17100	51390	50010	51510	132400
	17100+400	52700	51520	53070	136400
	17100+800	52700	51520	53070	136400
	17100+1200	54050	53080	54660	140500
			54670	56300	144700
			56310	57970	149000
			57980	59720	153500
			59730	61510	158100
			61520	63340	162800
			63350	65250	167700
			65260	67190	172700
			67200	69220	177900
			69230	71280	183200
			71290	73420	188700
			73430	75000	194400

Note: Pay stages of fourth and fifth CPC do not include applicable Rank Pay, though benefit of the Rank Pay has been given in notional pay fixation.

Tad



## CONCORDANCE TABLE - COL.

Scale of Pay/Pay in the Pay Band &amp; Grade Pay at the time of retirement

From 01/01/1986 to 31/12/1995	Rs 2300-100-3900-150-4200-EB-150-5100 RANK PAY Rs 1,000 MINIMUM PAY Rs 4,500
From 01/01/1996 to 31/12/2005	Rs 15100-450-17350 RANK PAY Rs 2,000
From 01/01/2006 to 31/12/2015	(PB 4) Rs 37400 - 67000 GRADE PAY Rs 8,700
Corresponding level w.e.f. 01/01/2016	PAY MATRIX 13

Basic Pay (Rs) from 01/01/1986 to 31/12/1995	Basic Pay (Rs) from 01/01/1996 to 31/12/2005	Basic Pay (Rs) from 01/01/2006 to 31/12/2015	Pay Range for pensioners retired during 1.1.2006 to 31.12.2015		Notional Pay (Rs) as on 01/01/2016
			Minimum	Maximum	
4500	15100	49590		50810	130600
4650	15100	49590		50810	130600
4800	15550	50820	50820	52330	134500
4950	16000	50820	50820	52330	134500
5100	16000	50820	50820	52330	134500
5100+150	16450	50820	50820	52330	134500
5100+200	16450	52090	50820	52330	134500
	16900	52090	50820	52330	134500
	17350	52090	52340	53890	138500
	17350+450	53400	52340	53890	138500
	17350+900	54750	53900	55520	142700
	17350+1350	54750	53900	55520	142700
			55530	57190	147000
			57200	58910	151400
			58920	60660	155900
			60670	62490	160600
			62500	64350	165400
			64360	66300	170400
			66310	68280	175500
			68290	70350	180800
			70360	72450	186200
			72460	74630	191800
			74640	75700	197600

Note: Pay stages of fourth and fifth CPC do not include applicable Rank Pay, though benefit of the Rank Pay has been given in notional pay fixation.

*Handwritten signature*



## CONCORDANCE TABLE - COL. (TS)

Rank of Col (TS) introduced as per AVSC Recommendations  
with effect from 16/12/2004

Scale of Pay/Pay in the Pay Band & Grade Pay at the time of retirement

From 01/01/1986 to 31/12/1995	Rs 2300-100-3900-150-4200-EB-150-5100 RANK PAY Rs 800 MINIMUM PAY Rs 4,500
From 01/01/1996 to 31/12/2005	Rs 15100-450-17350 RANK PAY Rs 1,600
From 01/01/2006 to 31/12/2015	(PB 4) Rs 37400 - 67000 GRADE PAY Rs 8,700 *
Corresponding level w.e.f. 01/01/2016	PAY MATRIX 13

Basic Pay (Rs) from 01/01/1986 to 31/12/1995	Basic Pay (Rs) from 16/12/2004 to 31/12/2005	Basic Pay (Rs) from 01/01/2006 to 31/12/2015	Pay Range for pensioners retired during 1.1.2006 to 31.12.2015		Pay Range
			Minimum	Maximum	
#	15100	49590		50810	130600
	15550	49590		50810	130600
	16000	50820	50820	52330	134500
	16450	50820	50820	52330	134500
	16900	52090	50820	52330	134500
	17350	52090	50820	52330	134500
	17350+450	53400	52340	53890	138500
	17350+900	53400	52340	53890	138500
	17350+1350	54750	53900	55520	142700
			55530	57190	147000
			57200	58910	151400
			58920	60660	155900
			60670	62490	160600
			62500	64350	165400
			64360	66300	170400
			66310	68280	175500
			68290	70350	180800
			70360	72450	186200
			72460	74630	191800
			74640	75700	197600

Note 1: Pay stages of fourth and fifth CPC do not include applicable Rank Pay, though benefit of the Rank Pay has been given in notional pay fixation.

# Note 2: Rank of Col (TS) was introduced w.e.f. 16/12/2004. Hence, pay for 01/01/86 to 15/12/2004 is not given.

T 10 B



## CONCORDANCE TABLE - BRIG

Scale of Pay/Pay in the Pay Band &amp; Grade Pay at the time of retirement

From 01/01/1986 to 31/12/1995	Rs 2300-100-3900-150-4200-EB-150-5100 RANK PAY Rs 1200 MINIMUM PAY Rs 4,950
From 01/01/1996 to 31/12/2005	Rs 16700-450-18050 RANK PAY Rs 2,400
From 01/01/2006 to 31/12/2015	(PB 4) Rs 37400 - 67000 GRADE PAY Rs 8,900
Corresponding level w.e.f. 01/01/2016	PAY MATRIX 13A

Basic Pay (Rs) from 01/01/1986 to 31/12/1995	Basic Pay (Rs) from 01/01/1996 to 31/12/2005	Basic Pay (Rs) from 01/01/2006 to 31/12/2015	Pay Range for pensioners retired during 1.1.2006 to 31.12.2015		Notional Pay (Rs) as on 01/01/2016
			Minimum	Maximum	
4950	16700	52290		54310	139600
5100	16700	52290		54310	139600
5100+150	16700	52290		54310	139600
5100+300	17150	53600		54310	139600
5100+400	17150	53600		54310	139600
	17600	53600		54310	139600
	18050	54950	54320	55950	143800
	18050+450	54950	54320	55950	143800
	18050+900	56340	55960	57620	148100
	18050+1350	56340	55960	57620	148100
			57630	59330	152500
			59340	61120	157100
			61130	62950	161800
			62960	64860	166700
			64870	66800	171700
			66810	68830	176900
			68840	70890	182200
			70900	73030	187700
			73040	75210	193300
			75220	75900	199100

Note: Pay stages of fourth and fifth CPC do not include applicable Rank Pay, though benefit of the Rank Pay has been given in notional pay fixation.



*[Handwritten signature]*

## CONCORDANCE TABLE – MAJ. GEN.

Scale of Pay/Pay in the Pay Band &amp; Grade Pay at the time of retirement

From 01/01/1986 to 31/12/1995	Rs 5900-200-6700 MINIMUM PAY Rs 5900
From 01/01/1996 to 31/12/2005	Rs 18400-500-22400
From 01/01/2006 to 31/12/2015	(PB 4) Rs 37400 – 67000 GRADE PAY Rs 10,000
Corresponding level w.e.f. 01/01/2016	PAY MATRIX 14

Basic Pay (Rs) from 01/01/1986 to 31/12/1995	Basic Pay (Rs) from 01/01/1996 to 31/12/2005	Basic Pay (Rs) (excluding notional MSP) from 01/01/2006 to 31/12/2015	Basic Pay (Rs) (including notional MSP) from 01/01/2006 to 31/12/2015	Pay Range for pensioners retired during 1.1.2006 to 31.12.2015		Notional Pay (Rs) as on 01/01/2016
				Minimum	Maximum	
5900	18400	44700	60700		61320	157600
6100	18400	44700	60700		61320	157600
6300	18400	44700	60700		61320	157600
6500	18900	46050	62050	63330	63150	162300
6700	18900	46050	62050	63330	63150	162300
6700+200	18900	46050	62050	63330	63150	162300
6700+400	19400	46050	62050	63330	63150	162300
6700+600	19400	46050	62050	63330	63150	162300
	19900	47440	63440	63160	65050	167200
	20400	47440	63440	63160	65050	167200
	20900	48870	64870	63160	65050	167200
	21400	48870	64870	63160	65050	167200
	21900	50340	66340	65060	67000	172200
	22400	51850	67850	67010	69020	177400
	22400+500	53410	69410	69030	71080	182700
	22400+1000	55020	71020	69030	71080	182700
	22400+1500	56680	72680	71090	73220	188200
				73230	75400	193800
				75410	77000	199600

Note: Benefit of MSP @ Rs 6000/-has been given notionally for Maj. Generals holding the rank as on 01/01/2006.

*[Handwritten Signature]*



## CONCORDANCE TABLE -- LT. GEN.


## HAG Scale

Scale of Pay/Pay in the Pay Band &amp; Grade Pay at the time of retirement

From 01/01/1986 to 31/12/1995	Rs 7300-100-7600
From 01/01/1996 to 31/12/2005	Rs 22400-525-24500
From 01/01/2006 to 31/12/2015	Grade Pay of Maj Gen Rs 10000/- + Rs 2000/- , notionally added on promotion to Lt Gen. HAG SCALE Rs 67000 - 79000
Corresponding level w.e.f. 01/01/2016	PAY MATRIX 15

Basic Pay (Rs) from 01/01/1986 to 31/12/1995	Basic Pay (Rs) from 01/01/1996 to 31/12/2005	Basic Pay (Rs) (excluding notional MSP) from 01/01/2006 to 31/12/2015	Basic Pay (Rs) including notional MSP from 01/01/2006 to 31/12/2015	Pay Range for pensioners retired during 1.1.2006 to 31.12.2015		Notional Pay (Rs) as on 01/01/2016
				Minimum	Maximum	
7300	22400	67000	73000		73030	187700
7400	22400	67000	73000		73030	187700
7500	22400	67000	73000		73030	187700
7600	22925	69010	75010	73040	75210	193300
	23450	71080	77080	75220	77470	199100
	23975	73220	79000	77480	79000	205100
	24500	75420	79000	77480	79000	205100

Note: Benefit of MSP @ Rs 6000/- has been given notionally for Lt. Generals holding the rank as on 01/01/2006.



*Ted*

## CONCORDANCE TABLE – LT. GEN.

## HAG + Scale

Scale of Pay/Pay in the Pay Band &amp; Grade Pay at the time of retirement

## HAG + \*

From 01/01/1986 to 31/12/1995	7300-100-7600
From 01/01/1996 to 31/12/2005	Rs 22400-525-24500
From 01/01/2006 to 31/12/2015	HAG + SCALE Rs 75500 – 80000
Corresponding level w.e.f. 01/01/2016	PAY MATRIX 16

Basic Pay (Rs) from 01/01/1986 to 31/12/1995	Basic Pay(Rs) from 01/01/1996 to 31/12/2005	Basic Pay (Rs) from 01/01/2006 to 31/12/2015	Pay Range for pensioners retired during 1.1.2006 to 31.12.2015		Notional Pay (Rs) as on 01/01/2016
			Minimum	Maximum	
	22400	75500		79220	205400
	22925	75500		79220	205400
	23450	77770		79220	205400
	23975	77770		79220	205400
	24500	80000	79230	82330	211600

\*HAG+ introduced with effect from 01/01/2006.

## CONCORDANCE TABLE – VCOS/ARMY COMMANDERS

From 01/01/1986 to 31/12/1995	Rs 8000( FIXED)
From 01/01/1996 to 31/12/2005	Rs 26000 (FIXED)
From 01/01/2006 to 31/12/2015	Rs 80000 (FIXED)
Corresponding level w.e.f. 01/01/2016	PAY MATRIX 17


Basic Pay (Rs) from 01/01/1986 to 31/12/1995	Basic Pay (Rs) from 01/01/1996 to 31/12/2005	Basic Pay (Rs) from 01/01/2006 to 31/12/2015	Notional Pay (Rs) as on 01/01/2016
8000	26000	80000	225000

## CONCORDANCE TABLE – COAS/FIELD MARSHAL

From 01/01/1986 to 31/12/1995	Rs 9000(FIXED)
From 01/01/1996 to 31/12/2005	Rs 30000 (FIXED)
From 01/01/2006 to 31/12/2015	Rs 90000 (FIXED)
Corresponding level w.e.f. 01/01/2016	PAY MATRIX 18

Basic Pay (Rs) from 01/01/1986 to 31/12/1995	Basic Pay (Rs) from 01/01/1996 to 31/12/2005	Basic Pay (Rs) from 01/01/2006 to 31/12/2015	Notional Pay (Rs) as on 01/01/2016
9000	30000	90000	250000

TRD



## CONCORDANCE TABLE - LT. AMC


Scale of Pay/Pay in the Pay Band &amp; Grade Pay at the time of retirement

From 01/01/1986 to 31/12/1995	Rs 2300-100-3900-150-4200-EB-150-5100 MINIMUM PAY Rs 2600
From 01/01/1996 to 31/12/2005	Rs 8250-300-10050
From 01/01/2006 to 31/12/2015	(PB 3) Rs 15600-39100 GRADE PAY Rs 5400
Corresponding level w.e.f. 01/01/2016	PAY MATRIX 10

Basic Pay (Rs) from 01/01/1986 to 31/12/1995	Basic Pay (Rs) from 01/01/1996 to 31/12/2005	Basic Pay (Rs) from 01/01/2006 to 31/12/2015	Pay Range for pensioners retired during 1.1.2006 to 31.12.2015		Notional Pay (Rs) as on 01/01/2016
			Minimum	Maximum	
2600	9150	22420	22420	22490	57800
2700	9450	22980	22450	23150	59500
	9750	23540	23160	23850	61300
	10050	24100	23860	24550	63100
	10050+300	24660	24560	25290	65000
	10050+600	25210	24560	25290	65000
	10050+900	25770	25300	26070	67000

मनोज कुमार सिंह / Manoj Kumar Singh  
सहायक लेखा अधिकारी / AAO

वी. के. पुरोहित / V K Purohit  
द. लेखा अधिकारी / Sr. AO





2

(199)

**CONCORDANCE TABLE - LT. ADC/RVC WITH NPA**  
Scale of Pay/Pay in the Pay Band & Grade Pay at the time of retirement

From 01/01/1986 to 31/12/1995	Rs 2300-100-3900-150-4200-EB-150-5100 MINIMUM PAY Rs 2600
From 01/01/1996 to 31/12/2005	Rs 8250-300-10050
From 01/01/2006 to 31/12/2015	(PB 3) Rs 15600-39100 GRADE PAY Rs 5400
Corresponding level w.e.f. 01/01/2016	PAY MATRIX 10

Basic Pay (Rs) from 01/01/1986 to 31/12/1995	Basic Pay (Rs) from 01/01/1996 to 31/12/2005	Basic Pay (Rs) from 01/01/2006 to 31/12/2015	Pay Range for pensioners retired during 1.1.2006 to 31.12.2015		Notional Pay (Rs) as on 01/01/2016
			Minimum	Maximum	
2600	9150	23320	23320	24010	71100
2700	9150	23320	23320	24010	71100
	9450	23900	23320	24010	71100
	9750	24490	24020	24740	73200
	10050	25080	24750	25500	75400
	10050+300	25660	25510	26300	77700
	10050+600	26250	25510	26300	77700
	10050+900	26840	26310	27100	80000
			27110	27930	82400
			27940	28800	84900
			28810	29670	87400
			29680	30570	90000
			30580	31500	92700
			31510	32480	95500
			32490	33480	98400
			33490	34520	101400
			34530	35560	104400
			35570	36640	107500
			36650	37750	110700
			37760	38890	114000
			38900	40070	117400
			40080	41290	120900
			41300	42540	124500
			42550	43820	128200
			43830	44500	132000

7  
नमोय कुमार सिंह / Namoy Kumar Singh  
सहायक लेखा अधिकारी / AAO



V  
वी. के. पुरोहित / V K Purohit  
व. लेखा अधिकारी / Sr. AO

**CONCORDANCE TABLE -CAPT AMC/ADC/RVC**  
Scale of Pay/Pay in the Pay Band & Grade Pay at the time of retirement

From 01/01/1986 to 31/12/1995	Rs 2300-100-3900-150-4200-EB-150-5100 RANK PAY Rs 200 MINIMUM PAY Rs 2800
From 01/01/1996 to 31/12/2005	Rs 9600-300-11400 RANK PAY Rs 400
From 01/01/2006 to 31/12/2015	(PB 3) Rs 15600-39100 GRADE PAY Rs 6100
Corresponding level w.e.f. 01/01/2016	PAY MATRIX 10B

Basic Pay (Rs) from 01/01/1986 to 31/12/1995	Basic Pay (Rs) from 01/01/1996 to 31/12/2005		Basic Pay (Rs) from 01/01/2006 to 31/12/2015	Pay Range for pensioners retired during 1.1.2006 to 31.12.2015		Notional Pay (Rs) as on 01/01/2016
	PIPS	Rank Pay		Minimum	Maximum	
-	9450	400	25390		25500	75400
-	9600	400	25680	25510	26300	77700
2700	9900	400	26270	26310	26300	77700
2800	9900	400	26270	26310	26300	77700
2900	10200	400	26850	26310	27100	80000
3000	10200	400	26850	26310	27100	80000
3100	10500	400	27440	27110	27930	82400
3200	10500	400	27440	27110	27930	82400
3300	10800	400	28030	27940	28800	84900
3400	10800	400	28030	27940	28800	84900
3500	11100	400	28620	27940	28800	84900
3600	11400	400	29200	28810	29670	87400
3700	11400	400	29200	29680	30570	90000
3800	11400+300	400	29790	29680	30570	90000
3900	11400+300	400	29790	29680	30570	90000
4050	11400+600	400	30380	29680	30570	90000
4200	11400+600	400	30380	29680	30570	90000
4350	11400+900	400	30960	30580	31500	92700
4500	11400+900	400	30960	30580	31500	92700
				31510	32480	95500
				32490	33480	98400
				33490	34520	101400
				34530	35560	104400
				35570	36640	107500
				36650	37750	110700
				37760	38890	114000
				38900	40070	117400
				40080	41290	120900
				41300	42540	124500
				42550	43820	128200
				43830	45140	132000
				45150	45200	136000

Minimum of the Scale for Captain is Rs.9,600/-. However, officers directly appointed as Capt has been granted initially Rs.9450/- and their pay is raised to Rs.9600/- after one year.

जयदीप कुमार सिंह / Jyodip Kumar Singh  
सहायक लेखा अधिकारी / RAO



वी. के. पुरोहित / V K Purohit  
च. लेखा अधिकारी / Sr. AO

4

207


**CONCORDANCE TABLE - MAJOR AMC/ADC/RVC**

Scale of Pay/Pay in the Pay Band & Grade Pay at the time of retirement

From 01/01/1986 to 31/12/1995	Rs 2300-100-3900-150-4200-EB-150-5100 RANK PAY Rs 600 MINIMUM PAY Rs 3,400
From 01/01/1996 to 31/12/2005	Rs 11600#-325-14850 RANK PAY Rs 1,200 # Rs 11925 w.e.f. 29/02/2000
From 01/01/2006 to 31/12/2015	(PB 3) Rs 15600-39100 GRADE PAY Rs 6,600
Corresponding level w.e.f. 01/01/2016	PAY MATRIX 11

Basic Pay (Rs) from 01/01/1986 to 31/12/1995	Basic Pay (Rs) from 01/01/1996 to 31/12/2005		Basic Pay (Rs) from 01/01/2006 to 31/12/2015	Pay Range for pensioners retired during 1.1.2006 to 31.12.2015		Notional Pay (Rs) as on 01/01/2016
	PIPS	Rank Pay		Minimum	Maximum	
	11600	1200	31660		31680	93200
3400	11925	1200	32300	31690	32650	96000
3500	12250	1200	32930	32660	33660	98900
3600	12250	1200	32930	32660	33660	98900
3700	12575	1200	33570	32660	33660	98900
3800	12900	1200	34210	33670	34700	101900
3900	13225	1200	34840	34710	35770	105000
4050	13550	1200	35480	34710	35770	105000
4200	13875	1200	36110	35780	36880	108200
4350	14200	1200	36750	35780	36880	108200
4500	14525	1200	37390	36890	37990	111400
4650	14850	1200	38020	38000	39140	114700
4800	14850	1200	38020	38000	39140	114700
4950	14850+325	1200	38660	38000	39140	114700
5100	14850+325	1200	38660	38000	39140	114700
5100	14850+650	1200	39290	39150	40320	118100
	14850+975	1200	39930	39150	40320	118100
				40330	41530	121600
				41540	42780	125200
				42790	44100	129000
				44110	45450	132900
				45460	45700	136900

मनोज कुमार सिंह / Manoj Kumar Singh  
सहायक सेलम अधिकारी / AO



वी. के. पुरोहित / V K Purohit  
च. लेखा अधिकारी / Sr. AO

**CONCORDANCE TABLE - LT. Col (TS) AMC/ADC/RVC**  
Scale of Pay/Pay in the Pay Band & Grade Pay at the time of retirement

From 01/01/1986 to 31/12/1995	Rs 2300-100-3900-150-4200-EB-150-5100
From 01/01/1996 to 31/12/2005	Rs 13500-400-17100 RANK PAY Rs 1200
From 01/01/2006 to 31/12/2015	-
Corresponding level w.e.f. 01/01/2016	-

Basic Pay (Rs) from 01/01/1986 to 31/12/1995	Basic Pay (Rs) from 01/01/1996 to 31/12/2005		Basic Pay (Rs) from 01/01/2006 to 31/12/2015	Pay Range for pensioners retired during 1.1.2006 to 31.12.2015		Notional Pay (Rs) as on 01/01/2016
	PIPS	Rank Pay		Minimum	Maximum	
	13500	1200	48010		48090	140500
3900	13900	1200	48050		48090	140500
4050	14300	1200	49240	48100	49540	144700
4200	14300	1200	49240	48100	49540	144700
4350	14700	1200	49280	48100	49540	144700
4500	15100	1200	50520	49550	51040	149000
4650	15100	1200	50520	49550	51040	149000
4800	15500	1200	50560	49550	51040	149000
4950	15500	1200	50560	49550	51040	149000
5100	15900	1200	51830	51050	52600	153500
5100+150	16300	1200	51870	51050	52600	153500
5100+200	16300	1200	51870	51050	52600	153500
	16700	1200	53180	52610	54190	158100
	17100	1200	53220	52610	54190	158100
	17100+	1200	54570	54200	55820	162800
	400					
	17100+	1200	54610	54200	55820	162800
	800					
	17100+	1200	55990	55830	57520	167700
	1200			57530	59260	172700
				59270	61060	177900
				61070	63970	183200
				63980	68140	188700
				68150	72460	194400
				72470	75000	200200

कोमल कुमार सिंह / Komal Kumar Singh  
आचार्य सेवा अधिकारी / AAO



वी. के. पुरोहित / V K Purohit  
द. लेखा अधिकारी / Sr. AO

## CONCORDANCE TABLE -LT. COL. AMC/ADC/RVC

203

Scale of Pay/Pay in the Pay Band &amp; Grade Pay at the time of retirement

From 01/01/1986 to 31/12/1995	Rs 2300-100-3900-150-4200-EB=150-5100
From 01/01/1996 to 31/12/2005	Rs 13500-400-17100 RANK PAY Rs 1600
From 01/01/2006 to 31/12/2015	(PB 4) Rs 37400 - 67000 Grade Pay Rs 8000
Corresponding level w.e.f. 01/01/2016	PAY MATRIX 12A

Basic Pay (Rs) from 01/01/1986 to 31/12/1995	Basic Pay (Rs) from 01/01/1996 to 31/12/2005		Basic Pay (Rs) from 01/01/2006 to 31/12/2015	Pay Range for pensioners retired during 1.1.2006 to 31.12.2015		Notional Pay (Rs) as on 01/01/2016
	PIPS	Rank Pay		Minimum	Maximum	
	13500	1600	48010		48090	140500
3900	13900	1600	48050		48090	140500
4050	14300	1600	49240	48100	49540	144700
4200	14300	1600	49240	48100	49540	144700
4350	14700	1600	49280	48100	49540	144700
4500	15100	1600	50520	49550	51040	149000
4650	15100	1600	50520	49550	51040	149000
4800	15500	1600	50560	49550	51040	149000
4950	15500	1600	50560	49550	51040	149000
5100	15900	1600	51830	51050	52600	153500
5100+150	16300	1600	51870	51050	52600	153500
5100+200	16300	1600	51870	51050	52600	153500
	16700	1600	53180	52610	54190	158100
	17100	1600	53220	52610	54190	158100
	17100+400	1600	54570	54200	55820	162800
	17100+800	1600	54610	54200	55820	162800
	17100+1200	1600	55990	55830	57520	167700
				57530	59260	172700
				59270	61060	177900
				61070	63970	183200
				63980	68140	188700
				68150	72460	194400
				72470	75000	200200

7  
 वी. के. पुरोहित / V K Purohit  
 व. लेखा अधिकारी / Sr. AO



वी. के. पुरोहित / V K Purohit  
 व. लेखा अधिकारी / Sr. AO

204

CONCORDANCE TABLE -COL. (TS) AMC /ADC/RVC

Scale of Pay/Pay in the Pay Band & Grade Pay at the time of retirement

From 01/01/1986 to 31/12/1995	Rs 2300-100-3900 3900-150-5100
From 01/01/1996 to 31/12/2005	Rs 15100-450-17350 Rank Pay Rs 1600
From 01/01/2006 to 31/12/2015	(PB 4) Rs 37400 - 67000 Grade Pay Rs 8700/-
Corresponding level w.e.f. 01/01/2016	PAY MATRIX 13

Basic Pay (Rs) from 01/01/1986 to 31/12/1995	Basic Pay (Rs) from 16/12/2004 to 31/12/2005		Basic Pay (Rs) from 01/01/2006 to 31/12/2015	Pay Range for pensioners retired during 1.1.2006 to 31.12.2015		Notional Pay (Rs) as on 01/01/2016
	PIPS	Rank Pay		Minimum	Maximum	
#	15100	1600	51220		51870	151400
	15550	1600	51270		51870	151400
	16000	1600	52540	51880	53430	155900
	16450	1600	52580	51880	53430	155900
	16900	1600	53900	53440	55060	160600
	17350	1600	53940	53440	55060	160600
	17350+450	1600	55300	55070	56730	165400
	17350+900	1600	55340	55070	56730	165400
	17350+1350	1600	56730	55070	56730	165400
				56740	58460	170400
				58470	60230	175500
				60240	62150	180800
				62160	66240	186200
				66250	70490	191800
				70500	74880	197600
				74890	75700	203500

# Rank of Col (TS) was introduced w.e.f. 16/12/2004. Hence, pay for 01/01/86 to 15/12/2004 is not given.

बलदेव कुमार सिंह / Baldev Kumar Singh  
रजिस्ट्रार जनरल / R.J.G.

वी. के. पुरोहित / V K Purohit  
व. लेखा अधिकारी / Sr. AO



## CONCORDANCE TABLE - COL. AMC /ADC/RVC

Scale of Pay/Pay in the Pay Band &amp; Grade Pay at the time of retirement

From 01/01/1986 to 31/12/1995	Rs 2300-100-3900 3900-150-5100 Minimum Pay Rs 4500
From 01/01/1996 to 31/12/2005	Rs 15100-450-17350 Rank Pay Rs 2000
From 01/01/2006 to 31/12/2015	(PB 4) Rs 37400 - 67000 Grade Pay Rs 8700
Corresponding level w.e.f. 01/01/2016	PAY MATRIX 13

Basic Pay (Rs) from 01/01/1986 to 31/12/1995	Basic Pay (Rs) from 01/01/1996 to 31/12/2005		Basic Pay (Rs) from 01/01/2006 to 31/12/2015	Pay Range for pensioners retired during 1.1.2006 to 31.12.2015		Notional Pay (Rs) as on 01/01/2016
	PIPS	Rank Pay		Minimum	Maximum	
	15100	2000	51260		51870	151400
4500	15550	2000	52540	51880	53430	155900
4650	15550	2000	52540	51880	53430	155900
4800	16000	2000	52580	51880	53430	155900
4950	16000	2000	52580	51880	53430	155900
5100	16450	2000	53890	53440	55060	160600
5100+150	16900	2000	53940	53440	55060	160600
5100+200	16900	2000	53940	53440	55060	160600
	17350	2000	55290	55070	56730	165400
	17350+450	2000	55340	55070	56730	165400
	17350+900	2000	56730	55070	56730	165400
	17350+1350	2000	56770	56740	58460	170400
				58470	60230	175500
				60240	62150	180800
				62160	66240	186200
				66250	70490	191800
				70500	74880	197600
				74890	75700	203500

महोदय. कुमार सिंह / Mahod. Kumar Singh  
सहायक सचिव / Asst. Secy / AAO



वी. के. पुरोहित / V K Purohit  
व. लेखा अधिकारी / Sr. AO


**CONCORDANCE TABLE -BRIG AMC/ADC/RVC**

Scale of Pay/Pay in the Pay Band & Grade Pay at the time of retirement

From 01/01/1986 to 31/12/1995	Rs 2300-100-3900 3900-150-5100 Minimum Pay Rs 4,950
From 01/01/1996 to 31/12/2005	Rs 16700-450-18050 Rank Pay Rs 2,400
From 01/01/2006 to 31/12/2015	(PB 4) Rs 37400 - 67000 Grade Pay Rs 8,900
Corresponding level w.e.f. 01/01/2016	PAY MATRIX 13A

Basic Pay (Rs) from 01/01/1986 to 31/12/1995	Basic Pay (Rs) from 01/01/1996 to 31/12/2005		Basic Pay (Rs) from 01/01/2006 to 31/12/2015	Pay Range for pensioners retired during 1.1.2006 to 31.12.2015		Notional Pay (Rs) as on 01/01/2016
	PIPS	Rank Pay		Minimum	Maximum	
4800	16700	2400	54160		55480	161800
4950	16700	2400	54160		55480	161800
5100	16700	2400	54160		55480	161800
5100+150	17150	2400	55510	55490	57180	166700
5100+300	17600	2400	55550	55490	57180	166700
5100+400	18050	2400	56950	55490	57180	166700
	18050+450	2400	56990	57190	58910	171700
	18050+900	2400	58430	57190	58910	171700
	18050+1350	2400	58470	57190	58910	171700
				58920	60720	176900
				60730	63220	182200
				63230	67380	187700
				67390	71620	193300
				71630	75900	199100

अमोज कुमार सिंह / Amoj Kumar Singh  
सहायक लेखा अधिकारी / SAO



वी. के. पुरोहित / V K Purohit  
च. लेखा अधिकारी / Sr. AO



## CONCORDANCE TABLE - MAJ. GEN. AMC/ADC/RVC

Scale of Pay/Pay in the Pay Band &amp; Grade Pay at the time of retirement

From 01/01/1986 to 31/12/1995	Rs 5900-200-6600 MINIMUM PAY Rs 5,900
From 01/01/1996 to 31/12/2005	Rs 18400-500-22400
From 01/01/2006 to 31/12/2015	(PB 4) Rs 37400 - 67000 GRADE PAY Rs 10,000
Corresponding level w.e.f. 01/01/2016	PAY MATRIX 14

Basic Pay (Rs) from 01/01/1986 to 31/12/1995	Basic Pay (Rs) (excluding notional MSP) from 01/01/1996 to 31/12/2005	Basic Pay (Rs) from (including notional MSP @)Rs. 6000/- 01/01/2006 to 31/12/2015	Pay Range for pensioners retired during 1.1.2006 to 31.12.2015		Notional Pay (Rs) as on 01/01/2016
			Minimum	Maximum	
5900	18400	62500		62730	182700
6100	18400	62500		62730	182700
6300	18400	62500		62730	182700
6500	18900	63900	62740	64640	188200
6700	18900	63900	62740	64640	188200
6700+200	18900	63900	62740	64640	188200
6700+400	19400	63950	62740	64640	188200
6700+600	19400	63950	62740	64640	188200
	19900	65380	64650	66580	193800
	20400	65430	64650	66580	193800
	20900	66910	64650	66580	193800
	21400	66960	64650	66580	193800
	21900	68480	66590	70720	199600
	22400	70040	66590	70720	199600
	22400+500	71650	70730	75260	205600
	22400+1000	73310	70730	75260	205600
	22400+1500	74980	70730	75260	205600
			75270	77000	211800

नवीन कुमार सिंह / Navin Kumar Singh  
सहायक लेखा अधिकारी / AAO

वी. के. पुरोहित / V K Purohit  
व. लेखा अधिकारी / Sr. AO



11

(208)

**CONCORDANCE TABLE -LT. GEN. AMC/ADC/RVC**

Scale of Pay/Pay in the Pay Band & Grade Pay at the time of retirement

From 01/01/1986 to 31/12/1995	Rs 7300-100-7600
From 01/01/1996 to 31/12/2005	Rs 22400-525-24500
From 01/01/2006 to 31/12/2015	Rs 67000 - 79000 (Annual Increment @ 3%)
Corresponding level w.e.f. 01/01/2016	PAY MATRIX 15

Basic Pay (Rs) from 01/01/1986 to 31/12/1995	Basic Pay (Rs) from 01/01/1996 to 31/12/2005	Basic Pay (Rs) from 01/01/2006 to 31/12/2015	Pay Range for pensioners retired during 1.1.2006 to 31.12.2015		Notional Pay (Rs) as on 01/01/2016
			Minimum	Maximum	
7300	22400	75190	75190	79000	211600
7400	22400	75190	75190	79000	211600
7500	22400	75190	75190	79000	211600
7600	22925	77250	75190	79000	211600
	23450	79000	75190	79000	211600
	23975	79000	75190	79000	211600
	24500	79000	75190	79000	211600


**CONCORDANCE TABLE - DGAFMS(AMC)**

From 01/01/1986 to 31/12/1995	Rs 7600
From 01/01/1996 to 31/12/2005	Rs 24050-650-26000
From 01/01/2006 to 31/12/2015	Rs 80000 (FIXED)
Corresponding level w.e.f. 01/01/2016	PAY MATRIX 17

Basic Pay (Rs) from 01/01/1986 to 31/12/1995	Basic Pay (Rs) from 01/01/1996 to 31/12/2005	Basic Pay (Rs) from 01/01/2006 to 31/12/2015	Pay Range for pensioners retired during 1.1.2006 to 31.12.2015		Notional Pay (Rs) as on 01/01/2016
			Minimum	Maximum	
7600	24050	80000		80000	225000
	24700	80000		80000	225000
	25350	80000		80000	225000
	26000	80000		80000	225000

मनोज कुमार सिंह / Manoj Kumar Singh  
रक्षक सेवा अधिकारी / AAO

वी. के. पुरोहित / V K Purohit  
व. लेखा अधिकारी / Sr. AO



**MNS OFFICERS****MSP - Rs 4200/- For All Ranks****CONCORDANCE TABLE - LT. MNS**

Scale of Pay/Pay in the Pay Band &amp; Grade Pay at the time of retirement

From 01/01/1986 to 31/12/1995	Rs 2200-100-4200-EB-4500
From 01/01/1996 to 31/12/2005	Rs 8000-300-9500
From 01/01/2006 to 31/12/2015	(PB 3) Rs 15600-39100 GRADE PAY Rs 5,400 MSP Rs 4200/-.
Corresponding level w.e.f. 01/01/2016	PAY MATRIX 10

Basic Pay (Rs) from 01/01/1986 to 31/12/1995	Basic Pay (Rs) from 01/01/1996 to 31/12/2005	Basic Pay (Rs) from 01/01/2006 to 31/12/2015	Pay Range for pensioners retired during 1.1.2006 to 31.12.2015		Notional Pay (Rs) as on 01/01/2016
2200	8000	21000	21000	21820	56100
2300	8000	21000	21000	21820	56100
2400	8000	21000	21000	21820	56100
2500	8300	21000	21000	21820	56100
2600	8300	21000	21000	21820	56100
2700	8300	21000	21000	21820	56100
2800	8600	21400	21000	21820	56100
2900	8900	21960	21830	22490	57800
3000	9200	22520	22500	23150	59500
	9500	23070	22500	23150	59500
	9500+300	23770	23160	23850	61300
	9500+600	24330	23860	24550	63100
	9500+900	24900	24560	25290	65000

मनोज कुमार सिंह / Manoj Kumar Singh  
सहायक लेखा अधिकारी / AAO

वी. के. पुरोहित / V K Purohit  
व. लेखा अधिकारी / Sr. AO



**CONCORDANCE TABLE - CAPT MNS**

Scale of Pay/Pay in the Pay Band &amp; Grade Pay at the time of retirement

From 01/01/1986 to 31/12/1995	Rs 2200-100-4200-EB- 4500
From 01/01/1996 to 31/12/2005	Rs 9400-300-12100
From 01/01/2006 to 31/12/2015	(PB 3) Rs 15600-39100 GRADE PAY Rs 5,700 MSP Rs 4200/-
Corresponding level w.e.f. 01/01/2016	PAY MATRIX 10A

Basic Pay (Rs) from 01/01/1986 to 31/12/1995	Basic Pay (Rs) from 01/01/1996 to 31/12/2005	Basic Pay (Rs) from 01/01/2006 to 31/12/2015	Pay Range for pensioners retired during 1.1.2006 to 31.12.2015		Notional Pay (Rs) as on 01/01/2016
			Min	Max	
2800	9400	23190		23650	60800
2900	9400	23190		23650	60800
3000	9400	23190		23650	60800
3100	9700	23750	23660	24350	62600
3200	9700	23750	23660	24350	62600
3300	10000	24300	23660	24350	62600
3400	10300	24860	24360	25090	64500
3500	10600	25420	25100	25830	66400
3600	10900	25980	25840	26610	68400
	11200	26540	25840	26610	68400
	11500	27090	26620	27430	70500
	11800	27650	27440	28240	72600
	12100	28210	28250	28240	72600
	12100+300	29640	28250	29100	74800
	12100+600	30210	29110	29960	77000
	12100+900	30780	29970	30850	79300
			30860	31780	81700
			31790	32760	84200
			32770	33730	86700
			33740	34740	89300
			34750	35790	92000
			35800	36880	94800
			36890	37970	97600
			37980	39100	100500
			39110	40270	103500
			40280	41470	106600
			41480	42720	109800
			42730	44010	113100
			44020	44800	116500

मनोज कुमार सिंह / Manoj Kumar Singh  
सहायक लेखा अधिकारी / A/O



वी. के. पुरोहित / V K Purohit  
द. लेखा अधिकारी / Sr. AO

**CONCORDANCE TABLE - MAJOR MNS**

Scale of Pay/Pay in the Pay Band &amp; Grade Pay at the time of retirement

From 01/01/1986 to 31/12/1995	Rs 2200-100-4200-EB-4500
From 01/01/1996 to 31/12/2005	Rs 11200-300-14800
From 01/01/2006 to 31/12/2015	(PB 3) Rs 15600-39100 GRADE PAY Rs 6,100 MSP Rs 4200/-
Corresponding level w.e.f. 01/01/2016	PAY MATRIX 10B

Basic Pay (Rs) from 01/01/1986 to 31/12/1995	Basic Pay (Rs) from 01/01/1996 to 31/12/2005	Basic Pay (Rs) from 01/01/2006 to 31/12/2015	Pay Range for pensioners retired during 1.1.2006 to 31.12.2015		Notional Pay (Rs) as on 01/01/2016
			Min	Max	
3400	11200	26940		27230	70000
3500	11200	26940		27230	70000
3600	11200	26940		27230	70000
3700	11500	27490	27240	28050	72100
3800	11500	27490	27240	28050	72100
3900	11500	27490	27240	28050	72100
4000	11800	28050	27240	28050	72100
4100	11800	28050	27240	28050	72100
4200	11800	28050	27240	28050	72100
4300	11800	28050	27240	28050	72100
	12100	28610	28060	28910	74300
	12400	29170	28920	29760	76500
	12700	29730	28920	29760	76500
	13000	30280	29770	30660	78800
	13300	30840	30670	31590	81200
	13600	31400	31600	31590	81200
	13900	31960	31600	32520	83600
	14200	32520	31600	32520	83600
	14500	33070	32530	33500	86100
	14800	33630	33510	34510	88700
	14800+300	34190	34520	34510	88700
	14800+600	34750	34520	35560	91400
	14800+900	35310	34520	35560	91400
			35570	36610	94100
			36620	37700	96900
			37710	38830	99800
			38840	40000	102800
			40010	41200	105900
			41210	42450	109100
			42460	43730	112400
			43740	45050	115800
			45060	45200	119300

मनोज कुमार सिंह / Manoj Kumar Singh  
सहायक लेखा अधिकारी / Sr. AO



वी. के. पुरोहित / V K Purohit  
व. लेखा अधिकारी / Sr. AO

### CONCORDANCE TABLE - LT. COL. MNS

Scale of Pay/Pay in the Pay Band & Grade Pay at the time of retirement

From 01/01/1986 to 31/12/1995	Rs 2200-100-4200-EB- 4500
From 01/01/1996 to 31/12/2005	Rs 12800-300-15200
From 01/01/2006 to 31/12/2015	(PB 3) Rs 15600 - 39100 GRADE PAY Rs 6,600 MSP Rs 4200
Corresponding level w.e.f. 01/01/2016	PAY MATRIX 11

Basic Pay (Rs) from 01/01/1986 to 31/12/1995	Basic Pay (Rs) from 01/01/1996 to 31/12/2005	Basic Pay (Rs) from 01/01/2006 to 31/12/2015	Pay Range for pensioners retired during 1.1.2006 to 31.12.2015		Notional Pay (Rs) as on 01/01/2016
			Min	Max	
4000	12800	30410		38910	100000
4100	12800	30410		38910	100000
4200	12800	30410		38910	100000
4300	13100	30970		38910	100000
4400	13100	30970		38910	100000
4500	13100	30970		38910	100000
	13400	31530		38910	100000
	13700	32090		38910	100000
	14000	32640		38910	100000
	14300	33200		38910	100000
	14600	33760		38910	100000
	14900	34320		38910	100000
	15200	34880		38910	100000
	15200+300	35430		38910	100000
	15200+600	35990		38910	100000
	15200+900	36550		38910	100000
			38920	40070	103000
			40080	41280	106100
			41290	42520	109300
			42530	43810	112600
			43820	45130	116000
			45140	45700	119500

मनोज कुमार सिंह / Manoj Kumar Singh  
सहायक लेखा अधिकारी / IAS



वी. के. पुरोहित / V K Purohit  
व. लेखा अधिकारी / Sr. AO

**CONCORDANCE TABLE - COL. MNS**

Scale of Pay/Pay in the Pay Band &amp; Grade Pay at the time of retirement

From 01/01/1986 to 31/12/1995	Rs 2200-100-4200-EB- 4500
From 01/01/1996 to 31/12/2005	Rs 13400-300-15500
From 01/01/2006 to 31/12/2015	(PB 4) Rs 37400 - 67000 GRADE PAY Rs 7,600 MSP Rs 4200.
Corresponding level w.e.f. 01/01/2016	PAY MATRIX 12

Basic Pay (Rs) from 01/01/1986 to 31/12/1995	Basic Pay (Rs) from 01/01/1996 to 31/12/2005	Basic Pay (Rs) from 01/01/2006 to 31/12/2015	Pay Range for pensioners retired during 1.1.2006 to 31.12.2015		Notional Pay (Rs) as on 01/01/2016
			Min	Max	
4200	13400	45000		45720	117500
4300	13400	45000		45720	117500
4400	13400	45000		45720	117500
4500	13700	45000		45720	117500
4500+100	13700	45000		45720	117500
4500+200	13700	45000		45720	117500
	14000	45000		45720	117500
	14300	45000		45720	117500
	14600	45000		45720	117500
	14900	46130	45730	47080	121000
	15200	46130	45730	47080	121000
	15500	47290	47090	48480	124600
	15500+300	47290	47090	48480	124600
	15500+600	48490	48490	49920	128300
	15500+900	48490	48490	49920	128300
			49930	51400	132100
			51410	52950	136100
			52960	54550	140200
			54560	56180	144400
			56190	57850	148700
			57860	59610	153200
			59620	61400	157800
			61410	63220	162500
			63230	65130	167400
			65140	67080	172400
			67090	69100	177600
			69110	71160	182900

मनोज कुमार सिंह / Manoj Kumar Singh  
महानगर सेवा विभाग / AAG



वी. के. पुरोहित / V K Purohit  
व. लेखा अधिकारी / Sr. AO

**CONCORDANCE TABLE -BRIG MNS**

Scale of Pay/Pay in the Pay Band &amp; Grade Pay at the time of retirement

From 01/01/1986 to 31/12/1995	Rs 4600-100-5000
From 01/01/1996 to 31/12/2005	Rs 14700-300-16200
From 01/01/2006 to 31/12/2015	(PB 4) Rs 37400 - 67000 GRADE PAY Rs 8,400 MSP Rs 4200.
Corresponding level w.e.f. 01/01/2016	PAY MATRIX 12B

Basic Pay (Rs) from 01/01/1986 to 31/12/1995	Basic Pay (Rs) from 01/01/1996 to 31/12/2005	Basic Pay (Rs) from 01/01/2006 to 31/12/2015	Pay Range for pensioners retired during 1.1.2006 to 31.12.2015		Notional Pay (Rs) as on 01/01/2016
			Min	Max	
4600	14700	45800		47430	121900
4700	14700	45800		47430	121900
4800	14700	45800		47430	121900
4900	15000	46930		47430	121900
5000	15000	46930		47430	121900
5000+100	15000	46930		47430	121900
5000+200	15300	46930		47430	121900
	15600	48090	47440	48870	125600
	15900	48090	47440	48870	125600
	16200	49290	48880	50350	129400
	16200+300	49290	50360	50350	129400
	16200+600	50520	50360	51860	133300
	16200+900	50520	51360	51860	133300
			51870	53420	137300
			53430	55010	141400
			55020	56650	145600
			56660	58360	150000
			58370	60110	154500
			60120	61900	159100
			61910	63770	163900
			63780	65680	168800
			65690	67660	173900
			67670	69680	179100
			69690	71780	184500

मनोज कुमार सिंह / Manoj Kumar Singh  
सहायक लेखा अधिकारी / AAU



वी. के. पुरोहित / V K Purohit  
व. लेखा अधिकारी / Sr. AO




**CONCORDANCE TABLE - MAJ. GEN. MNS**

Scale of Pay/Pay in the Pay Band &amp; Grade Pay at the time of retirement

From 01/01/1986 to 31/12/1995	Rs 5100-150-5700
From 01/01/1996 to 31/12/2005	Rs 16400-450-20000
From 01/01/2006 to 31/12/2015	(PB 4) Rs 37400 - 67000 GRADE PAY Rs 9,000
Corresponding level w.e.f. 01/01/2016	PAY MATRIX 13B

Basic Pay (Rs) from 01/01/1986 to 31/12/1995	Basic Pay (Rs) from 01/01/1996 to 31/12/2005	Basic Pay (Rs) (including notional MSP @ 4200) from 01/01/2006 to 31/12/2015	Pay Range for pensioners retired during 1.1.2006 to 31.12.2015		Notional Pay (Rs) as on 01/01/2016
			Min	Max	
5100	16400	54090		55170	141800
5250	16400	54090		55170	141800
5400	16400	54090		55170	141800
5550	16850	55320	55180	56840	146100
5700	16850	55320	55180	56840	146100
	17300	55320	55180	56840	146100
	17750	56590	55180	56840	146100
	18200	56590	55180	56840	146100
	18650	57900	56850	58560	150500
	19100	57900	56850	58560	150500
	19550	59250	58570	60310	155000
	20000	59250	58570	60310	155000
			60320	62140	159700
			62150	64000	164500
			64010	65910	169400
			65920	67890	174500
			67900	69920	179700
			69930	72020	185100
			72030	74200	190700
			74210	76000	196400

मनोज कुमार सिंह / Manoj Kumar Singh  
रजिस्ट्रार जनरल / RAO



वी. के. पुरोहित / V K Purohit  
व. लेखा अधिकारी / Sr. AO